

UPDATED SURVEY

D.U.V.R.I.


Unified Document for the Assessment of Interference Risks among concomitant activities carried out in the same work environment
(pursuant to the provisions of Art. 26 of Italian Leg. Decree 81/2008 and amendments)

English version

(Courtesy translation. If for any reason an interpretation is needed, reference must be made to the Italian text only)



Exhibition Centre: **fieramilano**

Rev.	Date	Organiser	Manager Company of the Exhibition Centre
0.0	22/04/2024	CEPRA S.r.l. Unipersonale	 FIERA MILANO
1.0	05/05/2024	Contact person of the Organiser for the exhibition safety (RSO) Dott. Ing. Matteo Simonetta	

CONTENTS

1.	Introduction.....	3
2.	Definitions.....	3
3.	General information.....	4
3.1	Manager of the Exhibition Centre	4
3.2	Exhibition Organiser.....	5
3.3	Scheme of Contractual relations.....	6
3.4	Description of the typical work stages of the events	7
3.5	Fiera Milano and Organiser Contractors	7
3.6	Verification of technical and professional suitability of contracted companies and self-employed workers.....	7
4.	Information on the Exhibition Centre.....	8
4.1	General information.....	8
4.2	Information about the Exhibition Centre emergency plan.....	9
4.3	Active safety services and facilities.....	12
5.	Description of the event.....	13
5.1	Type of event.....	13
5.2	Date	13
5.3	Place	13
5.4	Operating timing.....	13
6.	Information on Environmental Risks in the Exhibition Centre and implemented preventive measures	14
7.	Information on risks specific to processes and risk assessment	23
7.1	Criteria for drafting the document.....	23
7.2	List of activities carried out by the Manager's Contractors	24
7.3	List of activities carried out by the Organiser's Contractors.....	24
8.	Safety costs to eliminate or reduce interference	25
9.	Annexes.....	26
9.1	Safety documents present on Fiera Milano internet portal.....	26
9.2	Safety documents present on Organizer internet site.....	26
9.3	D.U.V.R.I. annexes	26

1. Introduction

This D.U.V.R.I. (Unified Document for the Assessment of Interference Risks) document was prepared pursuant to art. 26, paragraph 3(c) of the Italian Legislative Decree 81/08, and aims to inform Exhibitors of possible interference risks, through a survey assessment of the standard risks related to the type of service, which could potentially arise from the preparation, assembly, disassembly and post-disassembly activities of the exhibition. The D.U.V.R.I. it also allows the Exhibitors to fulfill the obligations provided by the Interninisterial Decree 22-7-2014 (known as the "Decreto Palchi"), or the preparation of the D.U.V.R.I. or the application of Title IV of the Legislative Decree 81/08 as employer customers.

2. Definitions

Manager of the Exhibition Centre	<i>Legal entity managing the Exhibition Centre</i>
Organiser	<i>Legal entity organising the exhibition</i>
Customer	<i>Entity on whose behalf the entire work is carried out, regardless of any splitting of its implementation</i>
Exhibitor	<i>Company, or other legal entity, participating in the exhibition with availability of a specific area</i>
Fitter	<i>Entity which is the holder of the contract for the stand assembly and disassembly and possible construction of the exhibition structures</i>
Exhibition centre	<i>fixed structure, or other space intended to host the exhibition, with its own logistical organisation and related practicability, intended for exhibitions</i>
Stand	<i>a single area dedicated to the participation by the Exhibitor in the exhibition</i>
Fitted complementary spaces	<i>Area fitted for conference rooms, shows, offices and other services in support of the exhibition</i>
Fitting structure	<i>set of elements used to fit up a stand or a fitted complementary space</i>
Tent structure	<i>load-bearing structure with cover sheet, both open and closed at the sides</i>
Self-employed person	<i>Natural person whose professional activity contributes to the realisation of the work without any subordination obligation</i>
Interference risks	<i>Circumstance in which there is risky contact between the Customer's and the Contractor's personnel or between the personnel of different companies operating simultaneously in the same company area with independent contracts</i>
DDLS	<i>Employer Delegate for Safety</i>
RSG	<i>Contact person of the Manager for the exhibition safety, appointed by the Manager to interface on exhibition safety issues with the contact persons appointed by the Organiser and the Exhibitor</i>
RSO	<i>Contact person of the Organiser for the exhibition safety, appointed by the Organiser to interface on exhibition safety issues with contact persons appointed by the Manager and the Exhibitor</i>
RSE	<i>Contact person of the Exhibitor for the exhibition safety, appointed by the Exhibitor to interface on exhibition safety issues with the contact persons appointed by the Manager and the Organiser</i>

3. General information

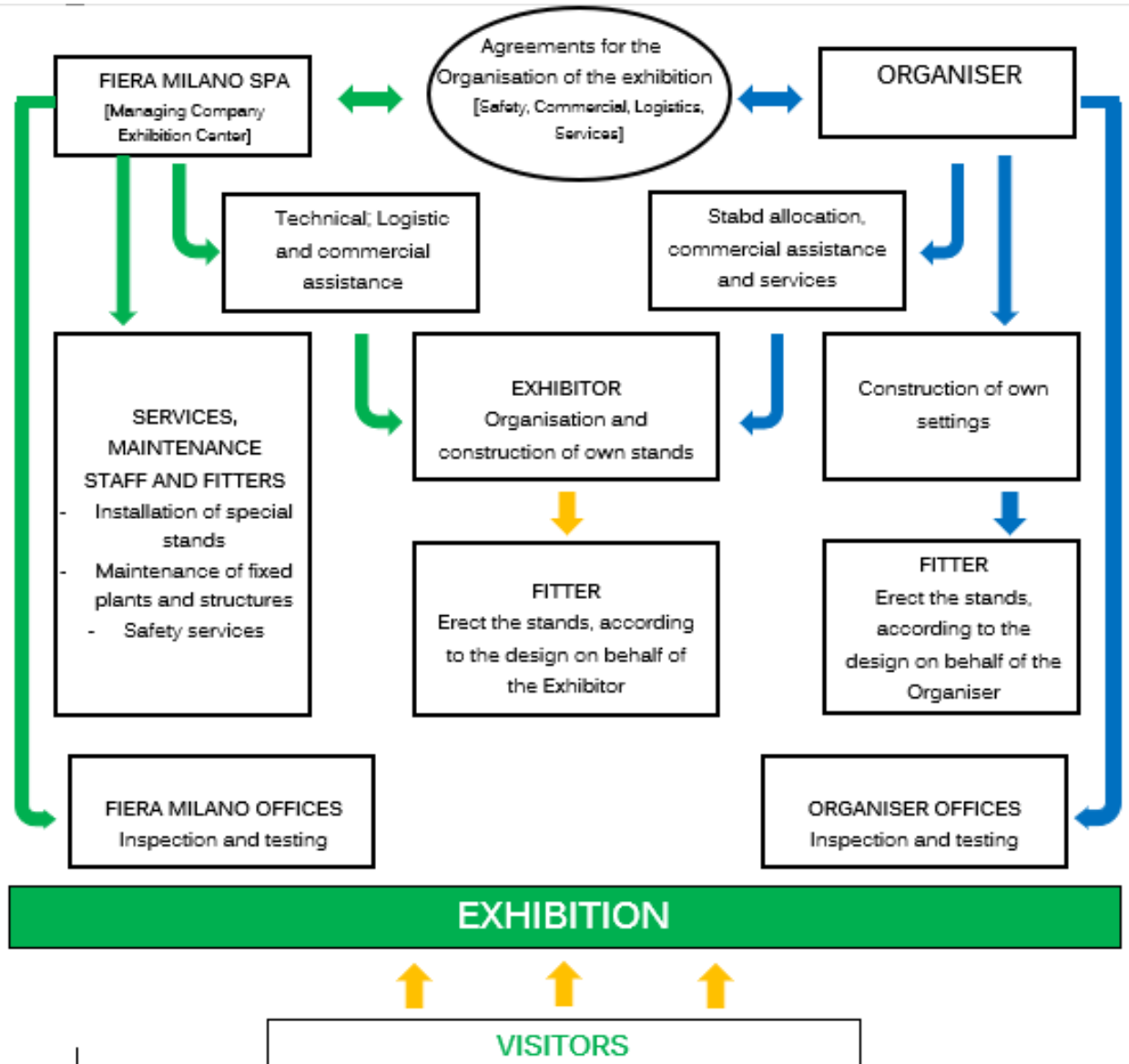
3.1 Manager of the Exhibition Centre

Company name:	Fiera Milano S.p.A.
Registered Office:	P.le Carlo Magno, 1 – 20149 Milano
Administrative Headquarters:	S.S. del Sempione, 28 - 20017 Rho (Milano)
E-mail (PEC)	sicurezza@pec.fieramilano.it
Other email	sicurezza.mostra@fieramilano.it
Health & Safety Office contacts (For DUVRI info)	02.4997.7983 / 6712 / 6666 / 6412
VAT no.	13194800150
Number of CCIAA:	REA MI n.1623812
INPS - SOCIAL SECURITY no.:	4960700978/02
Chief Executive Officer:	Francesco Conci
Employer's Delegate for Safety and the Environment	Alessandro Pavesi 02.4997.7698 Cell. 347.2305738 alessandro.pavesi@fieramilano.it
Employer's Delegate for Food Safety	Simona Capettino 02.4997.6183 Cell. 366.5772792 simona.capettino@fieramilano.it
Head of the Prevention and Protection Service (RSPP):	Roberto Leporati 02.4997.6412 Cell. 331.6240607 roberto.leporati@fieramilano.it
Exhibition Safety Coordinator	Donato Cornacchia 02.4997.7983 Cell. 346.5018173 donato.cornacchia@fieramilano.it
Workers' Safety Representatives (RLS)	Lucia Atti 02.4997.6743 lucia.atti@fieramilano.it
	Cristian Broussard 02.4997.6398 cristian.broussard@fieramilano.it
	Donato Pavesi 02.4997.6704 donato.pavesi@fieramilano.it
Competent Doctor Coordinator	Dott. Giorgio Codecà 0381 82304 int. 1 s.rondina@apgroupsrl.it

3.2 Exhibition Organiser

Company name:	CEPRA S.r.l. Unipersonale
Registered office:	Milano Fiori 1a Strada, Palazzo F3 – 20057 Assago (Mi)
Contacts:	Tel. 02.89210239 Altro tel. 02.89210200
	www.xylexpo.com
	Email: tecni@acimall.com
VAT no.:	04701000152
Number of the Chamber of Commerce, Industry, Craftsmanship and Agriculture:	REA MI n. 1031986
INPS - SOCIAL SECURITY no.:	4931013405/00
Legal representative and Chief Executive Officer CEO:	Ing. Dario Corbetta direzione@acimall.com
Contact person for the exhibition safety (RSO)	Dott. Ing. Matteo Simonetta tecni@acimall.com
Head of the Prevention and Protection Service (RSPP):	Ing. Graziano Galasso, SILAQ CONSULTING srl graziano.galasso@silaq.it
Company doctor:	Dott. Lorenzo Tucci
Responsible for stand assignment and general services	Sig. Davide Rao sales2@xylexpo.com
Responsible for Incoming delegations	Sig. Piero Borroni promozione@acimall.com

3.3 Scheme of Contractual relations



3.4 Description of the typical work stages of the events

Preparation area

The preparation phases that anticipate the assembly, for example, are:

- cleaning of spaces;
- ground marking of stands and special areas;
- preparation for ceiling suspensions (e.g. hangers for ceiling hook structures, special technological systems);
- laying of carpet;
- preparation of technological systems serving the stands;
- assembly of pre-fitted stands;
- signposting.

Assembly

All activities that take place during a specific period of time, defined by the Manager/Organiser, prior to the individual exhibition, and that include, for example, access of vehicles, loading and unloading of goods even with the use of lifting equipment, stand assembly, etc.

Exhibition

The exhibition phase consists of the execution of the event.

Disassembly

All activities that take place during a specific period of time, decided by the Manager/Organiser, after the exhibition, and that include, for example, access of vehicles, loading and unloading of goods even with the use of lifting equipment, stand disassembly, etc.

Restoration

After disassembly, activities are planned for the original restoration of the halls, in which only the Contractors of the Manager/Organiser operate, with the following activities (listed in a non-exhaustive list): removal of waste and cleaning of spaces, removal of ceiling suspensions (hangers for ceiling hook structures, signposting, special technological systems), removal of carpet, removal of technological systems serving the stands, signposting.

3.5 Fiera Milano and Organiser Contractors

The list of contractors and self-employed workers appointed by Fiera Milano and the Organizer, with the work schedule, is available in **Annex 1** of this D.U.V.R.I.

It should be noted that the construction of the stands commissioned from Fiera Milano, including the pre-fitted and customized stands, was contracted out to the company Nolostand Spa which developed a single document (DVRS) containing the assessment of the risks deriving from the various work activities and accompanied by a specific time schedule that highlights the sequence of carrying out the same activities.

3.6 Verification of technical and professional suitability of contracted companies and self-employed workers

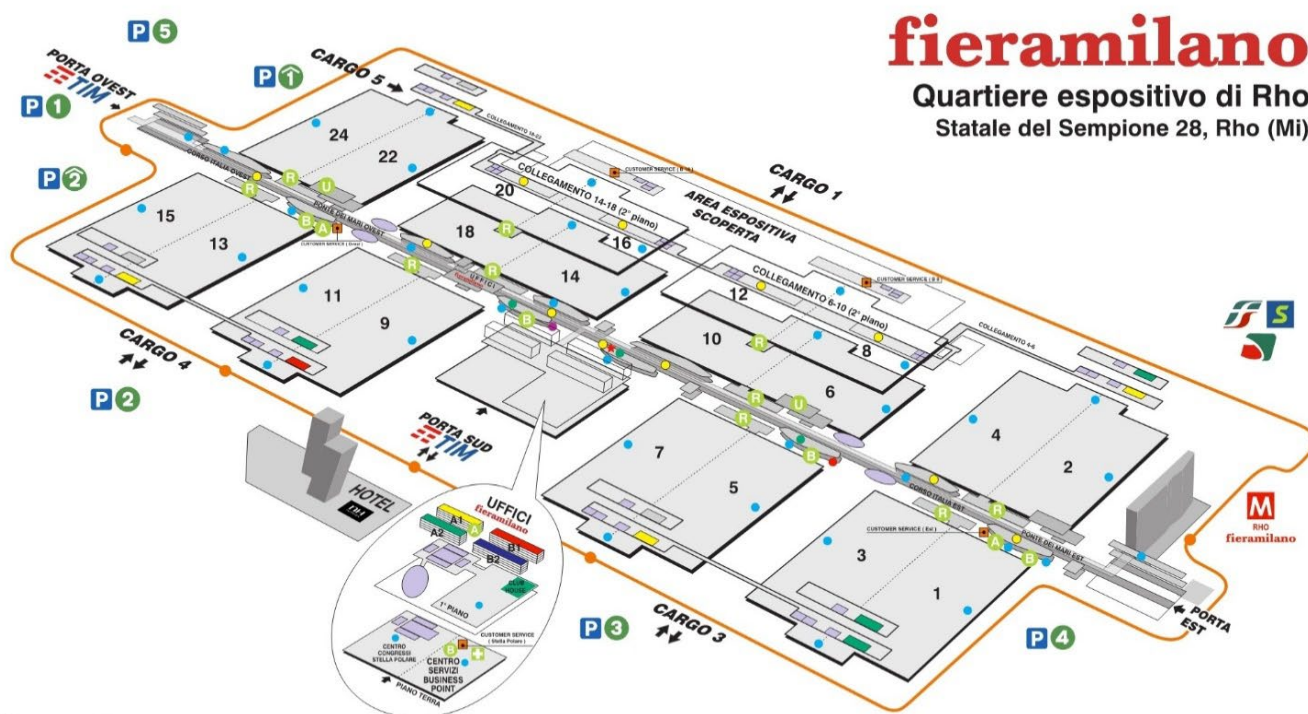
The technical and professional suitability of the Contracted companies and self-employed workers appointed by Fiera Milano and Organiser has been verified in compliance with the provisions of Article 26, paragraph 1 lett. a) of the Italian Legislative Decree 81/2008 and the current regulations, acquiring the prescribed documents.

4. Information on the Exhibition Centre

4.1 General information

Information concerning the safety of the Exhibition Centre, in accordance with current and applicable legislation, is available on the Manager's website (www.fieramilano.it, in the link to the Exhibition, in the "Exhibitors - Technical Information" section), under the heading "Exhibition Centre Safety Descriptive File".

General floor plan of the Exhibition Centre:



LEGENDA

P 1..5	PARCHEGGI AUTO	M	STAZIONE METROPOLITANA	A	AMMINISTRAZIONE ESPOSITORI	■	PASTA & PIZZA
P 1 2	PARCHEGGI AUTO MULTIPIANO	S	STAZIONE FERROVIARIA RHO-FIERA PASSANTE FERROVIARIO (LINEE S5-S6) / TRENORD	●	SNACK BAR	■	VIP CLUB - RISTORANTE
↔	CARGO INGRESSO MERCI	R	RECEPTION	●	SELF SERVICE	■	SALE CONVEGNO
➔	INGRESSI VISITATORI	U	CUSTOMER SERVICE (Est - Stella Polare - Ovest - B8 - B16)	★	FAST FOOD	■	UFFICI fieramilano
○	NAVETTA COLLEGAMENTO PORTE	U	UFFICI ORGANIZZATORI MOSTRE	●	RISTORANTE DI ALTO LIVELLO "SADLER"	■	A1 PALAZZINA GIALLA
+	PRIMO SOCCORSO	B	BANCA / BANCOMAT	●	RISTORANTE al tavolo	■	A2 PALAZZINA VERDE
				●	PIZZERIA	■	B1 PALAZZINA ROSSA
						■	B2 PALAZZINA BLU

4.2 Information about the Exhibition Centre emergency plan

Fiera Milano has prepared the "Centre Emergency Plan" according to the activities that characterise the various events it hosts. The purpose of the emergency plan is to inform those in the Centre of the behaviour rules to be followed in case of events defined as "emergency situations". Companies and self-employed workers operating within the fieramilano (Rho) Exhibition Centre were informed of the contents of the Emergency Plan when the contract was signed.

On its website Fiera Milano has made available an "emergency leaflet" that shows the behaviour to be taken and the telephone number to be used in case of emergency.

**TO CALL THE OPERATIONS CENTRE IN CASE OF EMERGENCY IN THE
fieramilano EXHIBITION CENTRE DIAL:
FROM TELEPHONE: +39.02.4997.7210
FROM INTERNAL TELEPHONES: 7210**

The following is an excerpt of the aforesaid Emergency Plan:

1. Introduction

Legislative Decree 81/2008 (hereinafter D. L. 81/08) implements European Community directives concerning measures for safeguarding the health and safety of workers in public and private workplaces. In particular D.L. 81/08 sets out to evaluate, reduce and control risks to the health and safety of workers in the workplace by coordinating the actions of multiple parties, each of whom is subject to obligations and sanctions.

More specifically, D.L. 81/08 provides for the adoption of all measures required to prevent fire and to limit the consequences in case of occurrence, also by preventively appointing workers to implement fire prevention, fire fighting, evacuation in case of immediate and serious hazard, rescue and first aid procedures and, more generally, to deal with emergencies. These workers must be appropriately trained.

Fiera Milano has drawn up its Emergency Plan on the basis of the many different and complicated aspects characterising the Events hosted in the Exhibition Centre.

Being well aware that the efficiency of an Emergency Plan lies in the immediate and coordinated reaction of the various people concerned and equally mindful of the fact that exhibitors and visitors cannot be trained for this eventuality due to the very nature of exhibitions, Fiera Milano has established a special service for dealing with emergency situations.

In the event of an emergency, those present must strictly follow the instructions given by the surveillance and safety personnel and, if requested, must leave the working or exhibition areas in an orderly manner after having deactivated the systems for which they are responsible.

This document is intended to inform Exhibitors and Organisers of the behaviour rules to be followed in case of events defined as "Emergency Situations", with the obligation to disseminate such information to all persons who, on their behalf, will operate within the Exhibition Centre.

"Emergency situations" have been considered to be those particular events that require, because of the seriousness that can result for people and property, an effective emergency response plan, prepared in advance, to be able to deal with them in conditions previously controlled and tested.

The Emergency Plan was drafted taking into account the factors which influence implementation of the plan itself through their presence or status at the time of the event.

2. Events classified as "Emergency situations"

Events considered as "Emergency Situations" are:

1. Evacuation,
2. Severe fire (or advanced fire) (*),
3. Health emergency,
4. Structural collapse or failure (*),
5. Threats or acts of sabotage (*),
6. Explosion (*),
7. Gas leakage (*),
8. Minor fire (or outbreak of fire) (*),
9. Natural disaster (*),
10. Accident in a heating plant,
11. Accident in areas managed by third parties,
12. Black-out in electric cabinet (*),
13. Helipad incident.

Emergencies marked with (*) may evolve into partial or general evacuations.

3. Purpose of plan

The emergency plan aims to regulate the behaviour and first manoeuvres to be carried out during an emergency, allowing the following main objectives to be achieved in the shortest possible time:

1. Safeguarding people,
2. Safeguarding process plants,
3. Subdividing and containing fire,
4. Protecting property and equipment,
5. Fully resolving the emergency.

In order to achieve these objectives:

- Everyone in a real or potential emergency situation must act and behave according to set procedures, first of all informing the **OPERATIONS CENTRE** by dialling **+39.02.4997.7210** or **7210** from the internal service phones. The Operations Centre will call in the emergency services required for the type of event.
- The emergency must be addressed in a concerted, orderly fashion so that everyone know what to do in advance and can integrate and cooperate with other rescue workers.
- Everyone must know who to ask for instructions, who to receive orders from, who to inform as regards developments of the situation, who to communicate with and how.
- The Operations Centre must always be aware of the situation in order to deploy the necessary internal and external emergency resources.

4. Information

In order to control the emergency event, everyone is required to carry out a limited number of basic operations in the right sequence and, most importantly, to coordinate with the operations of other people.

For this purpose, during normal exhibition activities, (pre-assembly, stand assembly, exhibition, dismantling) exhibitors must scrupulously observe the safety measures contained in the Technical Regulations, know their way around the pavilion in which they are operating by locating emergency exits and fire-fighting facilities of the showroom on the displayed Evacuation Floor Plans. Similarly, they must also know how to reach the meeting point in case of emergency.

5. Collaboration with safety and rescue workers in case of emergency

The best way of cooperating with the safety staff is not to interfere with their operations but, only if asked, to put your skill and experience, together with your knowledge of the area and the machinery and equipment on display, at their disposal.

6. General behaviour in the event of an emergency

1. Keep calm.
2. Avoid generating panic to other people.
3. Inform the **Operation Centre**
4. Do not move in a disorderly manner, do not run, follow the evacuation routes in an orderly manner
5. Provide assistance to those in need if you are sure to succeed.
4. Strictly observe the provisions of this plan and the orders given by the safety operators.
5. Do not return to the building until safety conditions are restored.

7. Emergency call

Anyone inside the Exhibition Centre can activate emergency services by simply calling the emergency number:

- **From telephones: +39.02.49977210**
- **From internal telephones: 7210**

If necessary, the calling procedure is as follows:

1. Indicate where the event occurred: Pavilion, showroom or floor, etc.
2. Describe the type of emergency (fire, flooding, collapse, etc.).
3. Indicate the extent of the incident (damage to buildings, harm to people).
4. Indicate if there are injured people and their number, if known.
5. Give your name, surname and phone number (if available).

The Operations Centre will start contacting the emergency teams while you are providing details on the emergency.

8. Evacuation procedure

WHO:

Everyone in the building except for emergency service teams.

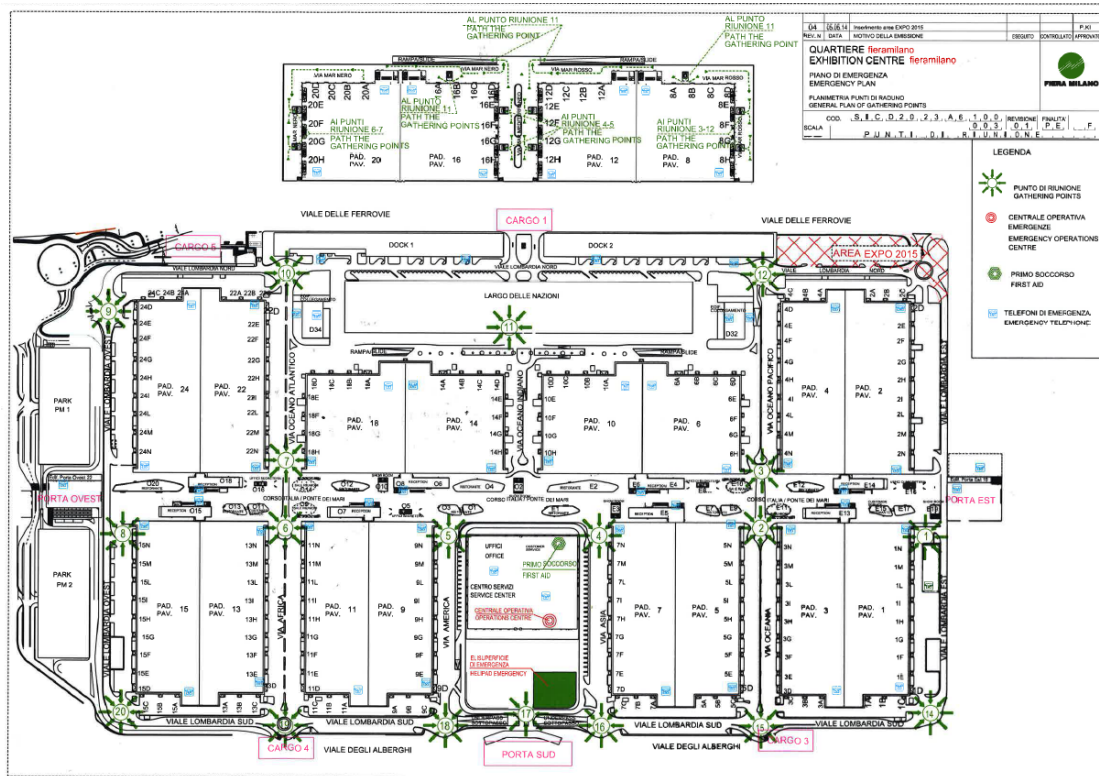
WHEN:

The evacuation order is given by the Fiera Milano Manager. Visitors and staff may leave the building, even without being specifically told to do so should they consider themselves in danger. They must follow the procedures shown on this plan.

HOW:

- a. Keep calm.
- b. Follow the evacuation routes which are marked and indicated on the displayed floor plans.
- c. Never use lifts and routes other than those indicated.
- d. Go to the outdoor assembly points marked on the plans on display (see floor plan below).
Personnel must on no account leave the assembly points.

9. Exhibition Centre meeting points shown on the emergency plan:



4.3 Active safety services and facilities

The following safety services will be available at the Exhibition Centre during the assembly, exhibition and disassembly phases of the event:

- Operation Centre
- Fire-fighting first aid
- Medical first aid (with defibrillators)
- Fire-fighting

5. Description of the event

5.1 Type of event

The Exhibition "XYLEXPO 2024" is the 28th World Biennial of woodworking technologies and components for the furniture industry.

5.2 Date

The event will take place from 21 to 24 may 2024.

5.3 Place

The event uses the halls 1-3 and It also includes the entrance hall "Centro Servizi Stella Polare.

5.4 Operating timing

The work for the assembly and disassembly of the event takes place with the following timing:

ACTIVITIES	WORKING PERIOD
Preparation area: general preparation of pavilions and assembly of specific spaces	From 3 to 13 may 2024
Restoration area	From 29 to 31 may 2024

Official assembly and disassembly for Exhibitors:

		OPENING HOURS of the halls		TYPE OF VEHICLE ALLOWED	ENTRANCE GATES
DAYS		from	to		
May 21 - 24, 2024 Halls 1 - 3 fieramilano, Rho					
SETTING UP	Tuesday, May 14	7:30 AM	6:30 PM	all types	- PORTA SUD - PORTA EST (pedestrian) - CARGO 1 GPS + 45°31'22.67",+9°4'51.21" - CARGO 5 GPS + 45°31'14",+9°4'33.76" (open until 12 p.m)
	Wednesday, May 15	7:30 AM	6:30 PM		
	Thursday, May 16	7:30 AM	6:30 PM		
	Friday, May 17	7:30 AM	6:30 PM		
	Saturday, May 18	7:30 AM	6:30 PM		
	Sunday, May 19	7:30 AM	6:30 PM		
	Monday, May 20	7:30 AM	**2:00 PM		
**On Monday, May 20th only stand dressing, decoration and final touches within the stand will be allowed. The fitter companies must complete all stand-fitting activities strictly <u>by 2 p.m.</u> , as the remaining time will be used by Fiera Milano for gangway cleaning and laying of the carpet. Only exhibitors will be allowed to stay inside their booth until 6 p.m.					
DISMANTLING	Friday, May 24	6:00 PM	7:30 PM	* hand parcels only and Fiera Milano activities	- PORTA SUD - PORTA EST (pedestrian) - CARGO 1 GPS + 45°31'22.67",+9°4'51.21"
		7:30 PM	9:00 PM	all types	
	Saturday, May 25	7:30 AM	6:30 PM	all types	- PORTA SUD - PORTA EST (pedestrian) - CARGO 1 GPS + 45°31'22.67",+9°4'51.21" - CARGO 5 GPS + 45°31'14",+9°4'33.76" (open until 12 p.m)
	Sunday, May 26	7:30 AM	6:30 PM		
	Monday, May 27	7:30 AM	6:30 PM		
	Tuesday, May 28	7:30 AM	6:30 PM		

Any extensions must be requested directly by the Exhibitors to the Fiera Milano/Customer Service office. For more details, see the mobilisation circular.

6. Information on Environmental Risks in the Exhibition Centre and implemented preventive measures

Environmental Risks Sheet n° 6.1			Areas in exhibition assembly/disassembly
Exposed subjects			Personnel in the areas
Period concerned			<input checked="" type="checkbox"/> Assembly <input checked="" type="checkbox"/> Disassembly <input type="checkbox"/> Show <input type="checkbox"/> Other
Area			Indoor and outdoor areas
Hazard	Type of risk	Consequences	Implemented protective measures
Working at height	• Falling objects and/or equipment, impacts, crushing,	• Injuries, including very serious ones	<ul style="list-style-type: none"> • Monitoring signs • Fencing of work areas • Head protection: helmets • Foot protection: anti-perforation - anti-crushing shoes
Use of equipment for handling and lifting materials (forklifts, mobile cranes, mobile elevating platforms, etc.)	Impacts / crushing, running over	• Injuries, including very serious ones	<ul style="list-style-type: none"> • Presence of signs installed at the entrances of the halls • Follow the standard caution and prudence rules • Means at a walking pace • Fencing of work areas (mobile elevating platforms, mobile cranes, etc.)
Assembly/disassembly operations	• Structural failure	• Injuries, including very serious ones	<ul style="list-style-type: none"> • Respect for the restrictions on the use of the halls, with regard to floor load-bearing capacity, door dimensions and height limits • Respect of the assembly instructions • Certifications of structures
Presence of working equipment with combustion engine	• Exhaust gases	• Poisoning	<ul style="list-style-type: none"> • Switching off the engines of stationary vehicles • Use of pipes to discharge fumes outside • Pavilion ventilation
<ul style="list-style-type: none"> • Presence of materials, equipment, waste, etc. on the floor; • Possible presence of pits without cover; • Presence of irregularities in the floor coverings (torn and/or raised carpet, cellophane, etc.). 	• Tripping, falling, cuts, bumps.	• Serious injuries	<ul style="list-style-type: none"> • Signal open pits and delimit areas • Periodic maintenance of floors • Cleaning of transit areas/aisles • Behave according to the normal caution and prudence rules • Keep floor coverings orderly, if any • Monitoring signs
<ul style="list-style-type: none"> • Presence of electrical systems; • Presence of processing waste 	• Fire	<ul style="list-style-type: none"> • Burns • Poisoning 	<ul style="list-style-type: none"> • Prohibition without prior authorization of: <ul style="list-style-type: none"> - introduction of flammable liquids and gases - hot or open flame processes - introduction of heating appliances • No smoking • Removal of waste materials from aisles • Electrical systems in compliance with standards • The materials used for fitting up must be fireproof
Presence of electrical systems;	• Electrocutation	• Serious injuries	<ul style="list-style-type: none"> • Observe the safety signs on the electrical panels and at the points of use • Do not work on electrical systems without prior authorisation • Periodic maintenance of fixed installations • Construction of temporary electrical systems in accordance with the law

Presence of doors and gates also moved automatically	<ul style="list-style-type: none"> • Generic mechanical risk: crushing, shearing, impact from doors, gates, etc. 	<ul style="list-style-type: none"> • Serious injuries 	<ul style="list-style-type: none"> • Periodic maintenance of windows, doors and gates • Correct use of the locking elements • Monitoring signs
--	---	--	---

Environmental Risks Sheet n° 6.2			Areas in exhibition assembly/disassembly
Exposed subjects			Personnel in the areas
Period concerned			<input checked="" type="checkbox"/> Assembly <input checked="" type="checkbox"/> Disassembly <input checked="" type="checkbox"/> Show <input type="checkbox"/> Other
Area			External transit routes
Hazard	Type of risk	Consequences	Implemented protective measures
Use of vehicles in general, for the transport and handling of people and work equipment (forklifts, mobile cranes, mobile elevating platforms, etc.)	<ul style="list-style-type: none"> • Running over by vehicles, means of transport • Vehicle collision • Collisions/bumps with structures • Possible contacts between work equipment/means used by the various companies 	<ul style="list-style-type: none"> • Injuries, including very serious ones 	<ul style="list-style-type: none"> • Respect for horizontal and vertical signs • Maintain the speed limit of 30 km/h, where necessary adopt a walking pace • Restriction and shifts for vehicles entering the Centre (see Mob./Demob. circular) • Limitation of parking areas • Use of PPE • Respect and application of monitoring signs • Respect of the deadlines indicated in the programme (Gantt) of the works relating to the events • Self-propelled vehicles must proceed absolutely at a walking pace • Prohibition of parking and transit in the manoeuvring areas of the vehicles
Presence of materials, equipment, etc. on the floor.	<ul style="list-style-type: none"> • Encumbrance of the passage surfaces 	<ul style="list-style-type: none"> • Serious injuries 	<ul style="list-style-type: none"> • Respect for the rules contained in the Highway Code and those established by Fiera Milano SpA contained in the Technical Regulations • Obligation to keep transit areas clear; • Obligation to avoid the disorderly presence of material trying to limit as much as possible the encumbrance, in order to facilitate the transit of persons and means;

Environmental Risks Sheet n° 6.3			Areas during the exhibition
Exposed subjects			Personnel present in the areas, Visitors
Period concerned			<input type="checkbox"/> Assembly <input type="checkbox"/> Disassembly <input checked="" type="checkbox"/> Show <input type="checkbox"/> Other
Area			Indoor and outdoor areas
Hazard	Type of risk	Consequences	Implemented protective measures
Presence of uncovered pits	• Tripping, falling,	• Serious injuries	<ul style="list-style-type: none"> • Periodic maintenance of floors • Mark open pits and delimit areas • Clean transit routes • Behave according to the normal caution and prudence rules • Keep any floor coverings orderly • Monitoring signs
Structural failure	• Falling structural elements, objects, crushing, impacts	• Injuries, including very serious ones	<ul style="list-style-type: none"> • Respect for the restrictions on the use of the halls, with regard to floor load-bearing capacity, door dimensions and height limits • Certifications of structures
Presence of electrical systems; Presence of material on display	• Fire	<ul style="list-style-type: none"> • Burns • Poisoning 	<ul style="list-style-type: none"> • Prohibition without prior authorisation of: <ul style="list-style-type: none"> - introduction of flammable liquids and gases - hot or open flame processes - introduction of heating appliances • No smoking • Removal of waste materials from aisles • Electrical installations in accordance with the regulations
Presence of electrical systems;	• Electrocutation	• Serious injuries	<ul style="list-style-type: none"> • Observe the safety signs on the electrical panels and at the points of use • Do not work on electrical systems without prior authorisation • Periodic maintenance of fixed installations • The systems serving the stands were built and certified according to the Italian Ministerial Decree 37/08
Presence of vehicles,	• Running over	• Injuries, including very serious ones	<ul style="list-style-type: none"> • Respect of horizontal and vertical signs • Maintain the speed limit of 30 km/h, where necessary adopt a walking pace • Pavilion crossing control

Environmental Risks Sheet n° 6.4			Outdoor areas not affected by exhibitions
Exposed subjects			Operators, employees
Period concerned			<input type="checkbox"/> Assembly <input type="checkbox"/> Disassembly <input checked="" type="checkbox"/> Show <input checked="" type="checkbox"/> Other
Area			External transit routes
Hazard	Type of risk	Consequences	Implemented protective measures
Presence of vehicles,	<ul style="list-style-type: none"> • Running over by vehicles, means of transport • Collision of vehicles means of transport • Possible contacts between work equipment/means used by different companies 	<ul style="list-style-type: none"> • Serious injuries 	<ul style="list-style-type: none"> • Respect of horizontal and vertical signs • Maintain the speed limit of 30 km/h, where necessary adopt a walking pace • Restriction on access to vehicles in the Centre • Prohibition for pedestrians from walking on the roadway • Use of PPE • Respect for and application of monitoring signs • Respect of the deadlines indicated in the programme (Gantt) of the works relating to the events • Self-propelled vehicles must proceed at a walking pace • Prohibition of parking and transit in vehicle manoeuvring areas • Compliance with the rules contained in the Highway Code and those established by Fiera Milano SpA contained in the Technical Regulations • Obligation to keep transit areas clear; • Obligation to avoid the disorderly presence of material trying to limit as much as possible the encumbrance, in order to facilitate the transit of persons and means;
Presence of waste materials on the floor	<ul style="list-style-type: none"> • Fall, tripping 	<ul style="list-style-type: none"> • Serious injuries 	

The following tables describe how to assess interference risks by Contractors.

Table 1 - Assessment of the predictability of the frequency of occurrence

Through this table it is possible to attribute to each identified hazard factor a "judgement" of temporal predictability supported by logical criteria, formalised on the company's internal historical series, on the national statistics of accidents by sector and globally and on the predictability of the occurrence of the hazard in question, possibly already described in the specific literature.

	PREDICTABILITY OF THE FREQUENCY	DEFINITIONS / CRITERIA
4	HIGH	<ul style="list-style-type: none"> • A direct correlation between the detectable criticality and the harmful consequences for the worker can be demonstrated. Rebuilding the cause-and-effect link is immediate. • The risk is present during most of the operators' working time and/or simultaneously involves a significant number of operators. • There is extensive literature on this type of risk. • There are repeated and/or already recorded accidents in this company or in similar companies.
3	MEDIUM	<ul style="list-style-type: none"> • Rebuilding the causal chain between potential damage agents and actual consequences on operators is possible, yet not immediate. • The risk is present for limited periods of the exposure time of the operators or involves the exposure time of a significantly limited part of them. • There are individual sources of literature on this type of risk. • There are various accidents and internal company experiences, not identical but only similar, and/or similar experiences in the sector are described.
2	LOW	<ul style="list-style-type: none"> • Rebuilding the causal chain is possible, but it is made up of several accidental events linked individually, which are unpredictable. • The risk is present but can only be randomly superimposed on the exposure time of the exposed workers. • There have been no accidents of this type in the company, or at most rare cases that can be assimilated after the event in question can be described. Only a few similar cases have been reported in this sector.
1	VERY LOW	<ul style="list-style-type: none"> • Rebuilding the causal chain is possible only afterwards and simulations of potential damage would not be operationally sustainable and consistent with the company's business. It is practically impossible to analyse the cause-and-effect link. • The risk is completely random and not easily linked to the working exposure time of the operators. • There have never been any such cases at the company. In the same sector of activity, only very rare comparable and not statistically correlated events have occurred.

Table 2 - Assessment of biological magnitude

Biological magnitude is the assessment of the maximum predictable severity of potential biological damage. A table has also been created, beforehand, to identify possible levels of damage, where the biological magnitude expresses the physical and biological extent of the damage, the severity and duration of its prognosis and the subsequent percentage of residual disability that the unwanted event could cause on potentially present operators.

	BIOLOGICAL MAGNITUDE	DEFINITIONS / CRITERIA
4	VERY SEVERE	<ul style="list-style-type: none"> • Accident or acute exposure event with lethal and/or totally disabling effects. • Chronic exposure with lethal and/or totally disabling effects. • Involvement of large portions of the body and/or individual vital parts.
3	SEVERE	<ul style="list-style-type: none"> • Accident or acute exposure event with partially disabling effects. • Chronic exposure with irreversible and/or partially disabling effects. • Involvement of significant vital body parts and/or non-vital impairment of individual parts.
2	MEDIUM	<ul style="list-style-type: none"> • Accident or acute exposure event with reversible disability. • Chronic exposure with reversible effects.
1	MINOR	<ul style="list-style-type: none"> • Accident or acute exposure event with rapidly reversible disability. • Chronic exposure with rapidly reversible effects.

As in the table relating to the predictability of the frequency of occurrence, for each level of damage a "judgement" can be obtained which refers to accident statistics, the health competence of experts and the epidemiological, medical and forensic literature.

Table 3 - Estimated risk assessment procedure

For each accidental risk identified during the preliminary phase, the estimated risk analysis was carried out, correlating the "judgements" of the predictability of the biological frequency and magnitude. The assessment took into account that the estimated risk is a function of the two parameters.

	ESTIMATED RISK	DEFINITIONS / CRITERIA
> 12	HIGH	<ul style="list-style-type: none"> • Extensive or very extensive risks, resulting in serious or very serious damage. • Medium extensive risks, resulting in very serious damage. • Very extensive risks, resulting in medium damage.
12 8	MEDIUM HIGH	<ul style="list-style-type: none"> • Presence of medium to very extensive risks, resulting in minor to serious damage. • Presence of small to medium extensive risks, resulting in medium to very serious damage.
7 4	MEDIUM	<ul style="list-style-type: none"> • Presence of very small extensive risks, resulting in serious or very serious damage. • Presence of extensive or very extensive risks, resulting in very little damage. • Presence of small extensive risks, resulting in little damage.
3 2	LOW	<ul style="list-style-type: none"> • Presence of very small extensive risks, resulting in little or medium damage. • Presence of low to medium extensive risks, resulting in very little damage.
1	VERY LOW	<ul style="list-style-type: none"> • Presence of very small extensive risks, resulting in very little damage. • Probabilistic absence of risk.

Table 4 - Calculation of the correction factor for the risk level: the control levels

The control is the action on the event and on the context that decreases the area of risk, increases the predictability of a hazard and/or neutralizes the harmful effects of an accident. The presence of a risk control means that, at a cognitive, technical and operational level, the specific risk that cannot be eliminated from a technical and/or business point of view is kept under control by means of special measures (procedures, training, information, special collective protection devices, control and alarm systems).

V LPR	CONTROL LEVEL	DEFINITIONS / CRITERIA
4	HIGH	<p>Risk with excellent / high control:</p> <ul style="list-style-type: none"> • well measured and calculated risk; • undetectable danger; • frequency and magnitude both low or absent; • optimal control measures fully taken.
3	MEDIUM	<p>Risk with sufficient / medium control:</p> <ul style="list-style-type: none"> • risk measured and calculated only partially; • easily detectable danger; • frequency and magnitude both low or medium for both variables; • existing but not fully adopted control measures.
2	LOW	<p>Risk with mediocre / low control:</p> <ul style="list-style-type: none"> • risk not or not fully measured and calculated; • present danger difficult to identify and describe; • medium or relevant frequency or magnitude both individually and for both variables; • insufficient control measures.
1	INSUFFICIENT OR MISSING	<p>Risk insufficiently controlled:</p> <ul style="list-style-type: none"> • risk not measured and calculated; • present danger but not identified or described; • medium or significant frequency and magnitude individually or for both variables; • inconsistent or absent control measures.

Table 5 - Final assessment of the managed risk

Finally, the value of the managed risk is obtained by assessing the effectiveness of the level of control in relation to the estimated risk.

	MANAGED RISK	DEFINITIONS	ACTIONS
1 3	LOW More than controlled or not imposing control.	Presence of non-significant, low or medium risks, excellently or sufficiently controlled.	No action: no need for improvement actions.
4 7	MEDIUM Fairly, sufficiently controlled and/or easily controlled.	Presence of low, high, fairly/insufficiently controlled risks.	No intervention, but temporarily monitoring: no improvement action is needed if the results of subsequent in-depth evaluations are positive. Recommended interventions and permanent monitoring: non-urgent improvement actions with long-term planning can be implemented.
8 11	HIGH Fairly controlled and/or difficult to control.	Presence of medium, high and very high risks, fairly controlled or not controlled.	Interventions to be implemented and permanent monitoring: clear but not complex corrective actions to be planned in the medium term are necessary. Mandatory interventions and permanent monitoring: corrective actions to be planned with short urgency are necessary.
12	VERY HIGH Poorly or not controlled and/or controllable.	Presence of high and very high risks, insufficiently controlled or not controlled.	Immediate interventions, permanent monitoring, urgency and emergency: immediate corrective and demanding actions are necessary and cannot be delayed.

7. Information on risks specific to processes and risk assessment

7.1 Criteria for drafting the document

The methodology used for the assessment of interference risks consists of some distinct phases:

- a) the collection of information on specific risks regarding the activities of each contractor that may cause interference risks, with the consequent development of the relative Sheet;
- b) the overall analysis of the interference risks based on the information obtained before;
- c) the estimate of the interference risks related to the activities of each contractor;
- d) the indication of the prevention measures adopted by the contractors to counter the interference risks;
- e) the indication of the prevention and protection measures required by the Customer to remove the interference risks. The prevention and protection measures are listed inside the table n° 7.1 and are issued at all the activities of each contractor.

Table n° 7.1 – Prevention measures to remove the interference risks

- *respect the timing indicated inside the Work Schedule;*
- *require the access authorization to the stand at the RSE of the stand;*
- *verify that the appointed Safety Officers are supervising and monitoring both the correct application of the rules on safety and the provisions contained in this document;*
- *verify that the appointed Safety Officers are complying with their obligation to check the correct safety condition of the ongoing activities and of the working environment, prior to authorize the entry of the workers to the exhibition spaces (working areas);*
- *verify that the appointed Safety Officers are complying with their obligation to keep the transit areas free from obstacles and, when not possible, to prevent a disorderly presence of materials (always in minimal quantities) by limiting the footprint, in order to facilitate the transit;*
- *verify that the appointed Safety Officers, during work at a height, are complying with their obligation to deny the access to the area below and to indicate the danger;*
- *verify that the appointed Safety Officers are checking that the workers will remain distant from suspended loads;*
- *verify that the appointed Safety Officers are complying with their obligation to check that the workers, who removed the cover, had signaled the presence of open pits. It is emphasised the specific obligation to completely close the pits, after the use;*
- *verify that the appointed Safety Officers are complying with their obligation to check that the workers are adopting the utmost caution while moving near open pits;*
- *verify that the appointed Safety Officers are complying with their obligation to check that the workers who drives self-propelled vehicles must proceed absolutely at a walking pace;*
- *verify that the appointed Safety Officers are complying with their obligation to check that no workers will be standing inside or will transit through the vehicle maneuvering areas;*
- *verify that the appointed Safety Officers are complying with their obligation to check that the workers are adopting the common prudential rules while moving and working;*
- *verify that the appointed Safety Officers are complying with their obligation to check that the workers are using proper PPE and are respecting the monitoring signs;*
- *verify that the appointed Safety Officers are complying with their obligation to check that the workers are respecting the provisions and the rules contained in the Technical Regulations of Fiera Milano.*

7.2 List of activities carried out by the Manager's Contractors

The following is a non-exhaustive list of the contractors works in the areas affected by the event:

Contractor Activity	Reference worksheet
Ground marking of the exhibition area	Annex 2.1
Installation of hanging points and fitting of hung structures	Annex 2.2
Carpet laying and removal	Annex 2.3
Construction, connection and activation of the systems for the event	Annex 2.4
Assembly and disassembly of stands and structures in the exhibition area	Annex 2.5
Cleaning of the areas affected by the event	Annex 2.6
Delivery and collection of furniture, accessories, special equipment and heavy handling	Annex 2.7
Delivery and collection of packaging	Annex 2.8
Fire extinguisher control and rental service to Exhibitors	Annex 2.9
Collection hazardous and non-hazardous waste	Annex 2.10
Food and beverage services, catering and trading activities	Annex 2.11
Control, check, porter and reception services	Annex 2.12
Installation and removal of signposting	Annex 2.13
Inspection activities	Annex 2.14

The worksheets containing information on the specific risks inherent in the activities of each contractor that may generate interference, in addition to the prevention measures to be taken, are available in **Annex 2** of this D.U.V.R.I.

7.3 List of activities carried out by the Organiser's Contractors

CEPRA srl DOES not carry out activities directly with its contractors.

8. Safety costs to eliminate or reduce interference

It is deemed that there are specific costs relating to the performance of each individual activity provided for by the Contractors, which can be deduced from the existing contract with the client. These costs refer to the measures adopted to ensure the safety of personnel from the interference risks present during work.

The costs for the event safety that remain excluded and are due to the interference risks caused by the Contractors' activities, refer to:

- Safety coordination meetings
- Control of areas subject to criticality
- Delimitation of areas subject to criticality
- Safety signage

The analytical cost quantification is shown below:

Description	U.M.	Q.tà	Uniti price	price for each pavilion	Pavilions used	Total price
Coordination meetings	hours	5	30 €	150 €	2	300 €
Delimitation of work areas with white / red tape and safety signs	n°	24	5 €	120 €	2	240 €
Verification inspections	hours	3	35 €	105 €	2	210 €

Total Safety cost amount **750 €**

*** The costs of safety** are one of the most important elements for the protection of the Client in the event of an accident involving a Worker of a contracted company, and not only for the Client; failure to indicate the costs for safety implies the nullity of the contract.

The safety costs to be indicated in the contract are the costs of the measures taken to eliminate or, where this is not possible, minimize the risks to health and safety in the workplace deriving from interference in the work.

The definition of the costs must be: "congruous, analytical for single items, by body or by measure (therefore not by percentage), referring to standard or specialized price lists, or based on price lists or official price lists in force in the area concerned, or on the price list of the customer's security measures ". In particular, "the individual items of safety costs must be calculated considering their cost of use for the supply or service concerned which includes, when applicable, installation and subsequent disassembly, any maintenance and depreciation".

9. Annexes

9.1 Safety documents present on Fiera Milano internet portal

On the Fiera Milano website www.fieramilano.it there is a section dedicated to the event in which documents useful for safety purposes are made available to Exhibitors. The documents can be consulted and downloaded from the dedicated link, in the "Exhibitors / Technical documents" section <https://exhibitors.fieramilano.it/>.

The documents available and attached are:

- Information report of the Centre Emergency Plan
- Centre description booklet for safety purposes
- Plan of meeting points
- Circular of the provisions for the transit and unloading of vehicles in the Centre
- Evacuation plans for the halls used by the event
- Sheets with the technical characteristics of the pavilions used by the event
- Fiera Milano Technical Regulations
- Regulations for the assembly of raised platforms first floor
- Circular of mobilisation for the access of people and vehicles to the event
- Protocol for combating undeclared work
- Protocol workplace safety
- Disposal for fitting up (DM 22-7_2014)
- Guidelines DUVRI model
- Fac simile DUVRI model
- Declaration of correct fit up
- Declaration of correct fitting up of reaction to fire classified materials
- Waste collection areas for the event
- Rules for separate waste collection Rho

For those who carry out work in the period dedicated to the preparation and/or restoration of the areas (early assembly or later dismantling, compared to the official dates), in addition to the above documentation, is available the D.U.V.R.I. of the Contractors of Fiera Milano, which regulates interferential activities during these phases.

9.2 Safety documents present on Organizer internet site

The Organizer makes this D.U.V.R.I. "updated" on the event website.

9.3 D.U.V.R.I. annexes

Annex 1 contains:

- List of contractors and self-employed workers appointed by Fiera Milano, with the work schedule.

Annex 2 contains:

- Worksheets containing information on the specific risks inherent in the activities of each contractor that may generate interference, in addition to the prevention measures to be taken.



FIERA MILANO

UPDATED SURVEY

D.U.V.R.I.

Unified Document for the Assessment of Interference Risks among concomitant activities carried out in the same work environment
(pursuant to the provisions of Art. 26 of Italian Leg. Decree 81/2008 and amendments)

ANNEXED 1

List of contractors and self-employed workers appointed by the Organiser and Fiera Milano, with the work schedule



Elenco Appaltatori e cronoprogramma dei lavori Fiera Milano S.p.A.
- List of contractors and work schedule Fiera Milano Spa

ALL.1_rev.05_2024

Manifestazione / Show: **Xylexpo** edizione/edition 2024

									MONTAGGIO Setting up							ESPOSIZIONE Show	SMONTAGGIO - Dismantling							
									RESPONSABILE APPALTATORE - CONTRACTOR MANAGER															
Preposto Fiera Milano Fiera Milano Officer	Descrizione attività Appaltatore - Activity description Contractor	Scheda Lavorazione di riferimento - Reference Work sheet	Appaltatore - Contractor	Sub Appaltatore - Sub contractor	Nominativo - Name	Telefono - Phone	Mail	Area interessata dai lavori - Area affected by the works	14-mag	15-mag	16-mag	17-mag	18-mag	19-mag	20-mag	dal 21 al 24 mag	24-mag	25-mag	26-mag	27-mag	28-mag			
SALZANI	Realizzazione, allacciamento e attivazione impianti elettrici <i>Construction, connection, activation of electrical systems</i>	Allegato 2.4	TECHNE SPA	SAN GIORGIO SPA CARMA2018 SRL	MASSIMO FERRARIO	348-3888829	massimo.ferrario@techne.mobi	TUTTA L'AREA DELLA MOSTRA THE WHOLE AREA OF THE EXHIBITION	X	X	X	X	X	X	X		X	X	X	X	X			
	Collaudo impianti elettrici <i>Testing electrical system</i>	Allegato 2.12	IB PROJECT SRL		MICHELE VITAGLIANO	329-6328698	collaudi@ibproject.it	TUTTA L'AREA DELLA MOSTRA THE WHOLE AREA OF THE EXHIBITION	X	X	X	X	X	X	X									
SALZANI ROBECCHI	Assistenza impianti idrici, Aria compressa, impianti idrici Antincendio <i>Water system assistance, compressed air, fire-fighting water system</i>	Allegato 2.4	TECHNE SPA	LENTINI GIUSEPPE	MASSIMO FERRARIO	348-3888829	massimo.ferrario@techne.mobi	TUTTA L'AREA DELLA MOSTRA THE WHOLE AREA OF THE EXHIBITION	X	X	X	X	X	X	X		X	X	X	X	X			
LUCCIETTO	Assistenza Ascensori / Tappeti mobili <i>Lift / moving walkways assistance</i>	Allegato 2.4	SCHINDLER SPA	LABOR RL	VINCENZO PAPARELLA	347-3307715	vincenzo.paparella@schindler.com	TUTTA L'AREA DELLA MOSTRA THE WHOLE AREA OF THE EXHIBITION	X	X	X	X	X	X	X		X	X	X	X	X			
	Assistenza Impianti TVCC <i>Control TV system assistance</i>	Allegato 2.4	TECHNE SPA		MASSIMO FERRARIO	348-3888829	massimo.ferrario@techne.mobi	TUTTA L'AREA DELLA MOSTRA THE WHOLE AREA OF THE EXHIBITION	X	X	X	X	X	X	X		X	X	X	X	X			
	Assistenza Impianti diffusione sonora <i>Sound diffusion system assistance</i>	Allegato 2.4	TECHNE SPA		MASSIMO FERRARIO	348-3888829	massimo.ferrario@techne.mobi	TUTTA L'AREA DELLA MOSTRA THE WHOLE AREA OF THE EXHIBITION	X	X	X	X	X	X	X		X	X	X	X	X			
	Assistenza Impianti rilevazione Fumi e superv. <i>Smoke detection system assistance</i>	Allegato 2.4	TECHNE SPA		MASSIMO FERRARIO	348-3888829	massimo.ferrario@techne.mobi	TUTTA L'AREA DELLA MOSTRA THE WHOLE AREA OF THE EXHIBITION	X	X	X	X	X	X	X		X	X	X	X	X			
	Ripristino pozzetti canarole nei padiglioni <i>Restoration of weels in the pavillons</i>	Allegato 2.7	TECHNE SPA		MASSIMO FERRARIO	348-3888829	massimo.ferrario@techne.mobi	TUTTA L'AREA DELLA MOSTRA THE WHOLE AREA OF THE EXHIBITION	X	X	X	X	X	X	X		X	X	X	X	X			
	Assistenza da fabbro <i>Assistance for blacksmith works</i>	Allegato 2.7	TECHNE SPA		MASSIMO FERRARIO	348-3888829	massimo.ferrario@techne.mobi	TUTTA L'AREA DELLA MOSTRA THE WHOLE AREA OF THE EXHIBITION	X	X	X	X	X	X	X		X	X	X	X	X			
	Protezione delle cabine Ascensori <i>Protection cabins lift</i>	Allegato 2.7	TECHNE SPA		MASSIMO FERRARIO	348-3888829	massimo.ferrario@techne.mobi	TUTTA L'AREA DELLA MOSTRA THE WHOLE AREA OF THE EXHIBITION	X	X	X	X	X	X	X		X	X	X	X	X			
MARTIGNONI	Noleggio e rimozione impianti audio e video <i>Rental and removal audio/video system</i>	Allegato 2.4	STS COMMUNICATION SRL		LUCA TORTORELLA	335-6314222	luca.tortorella@stsccommunication.it vincenzo.monti@stsccommunication.it	TUTTA L'AREA DELLA MOSTRA THE WHOLE AREA OF THE EXHIBITION	X	X	X	X	X	X	X		X	X	X	X	X			
SEPIELLI (Appendimenti)	Appendimenti strutture tipo "americane" e illuminotecnica <i>Hanging structures like "americane" and technical lighting services</i>	Allegato 2.2 Allegato 2.4	HOLLYWOOD SRL	SKELDON SOC.COOP BCONSTRUCT SRL MARO. SRL	GIANLUCA MAIERA	335-5793278	gianluca.maiera@hollywood-service.com tecnico@hollywood-service.com	TUTTA L'AREA DELLA MOSTRA THE WHOLE AREA OF THE EXHIBITION	X	X	X	X	X	X	X		X	X	X	X	X			
			NEW LIGHT SRL	DOC. SERVIZI SOC.COOP PRISMATECK SRL SKELDON SOC.COOP WLS SRL	SARA BELLONI	347-2281015	sara@newlightitalia.it sicurezza@newlightitalia.it	TUTTA L'AREA DELLA MOSTRA THE WHOLE AREA OF THE EXHIBITION	X	X	X	X	X	X	X		X	X	X	X	X			
			AGORA' SRL	DOC. SERVIZI SOC.COOP INSIEME SOC.COOP SKELDON SOC.COOP WLS SRL	ALBERTO MARIANI	334-6065091	alberto.mariani@agoraaq.it sicurezza@agoraaq.it	TUTTA L'AREA DELLA MOSTRA THE WHOLE AREA OF THE EXHIBITION	X	X	X	X	X	X	X		X	X	X	X	X			
			EVENT MANAGEMENT SRL	REVEAL SRL SKELDON SOC.COOP LA MODERNA DOC. SERVIZI SOC.COOP DROP OUT SRL	MATTEO BORO	392-4025885	matteo@eventmanagementsrl.it lorenza@eventmanagementsrl.it	TUTTA L'AREA DELLA MOSTRA THE WHOLE AREA OF THE EXHIBITION	X	X	X	X	X	X	X		X	X	X	X	X			



Elenco Appaltatori e cronoprogramma dei lavori Fiera Milano S.p.A.
- List of contractors and work schedule Fiera Milano Spa

ALL.1_rev.05_2024

Manifestazione / Show: **Xylexpo** edizione/edition 2024

								MONTAGGIO Setting up							ESPOSIZIONE Show	SMONTAGGIO - Dismantling					
								RESPONSABILE APPALTATORE - CONTRACTOR MANAGER													
Preposto Fiera Milano Fiera Milano Officer	Descrizione attività Appaltatore - Activity description Contractor	Scheda Lavorazione di riferimento - Reference Work sheet	Appaltatore - Contractor	Sub Appaltatore - Sub contractor	Nominativo - Name	Telefono - Phone	Mail	Area interessata dai lavori - Area affected by the works	14-mag	15-mag	16-mag	17-mag	18-mag	19-mag	20-mag	dal 21 al 24 mag	24-mag	25-mag	26-mag	27-mag	28-mag
	Certificazioni strutture Certifications structures	Allegato 2.12	IB PROJECT SRL		MICHELE VITAGLIANO	329-6328698	relazionistrutture@ibproject.it	TUTTA L'AREA DELLA MOSTRA THE WHOLE AREA OF THE EXHIBITION	X	X	X	X	X	X	X						
	Collaudi strutture Testing structures	Allegato 2.12	GAE ENGINEERING SRL		CHIARA AMARO	011 - 0566426 int.3	FieraMilano@gae-engineering.com	TUTTA L'AREA DELLA MOSTRA THE WHOLE AREA OF THE EXHIBITION	X	X	X	X	X	X	X						
LIVINI VENTURA (Allestimenti Personalizzati) CHIODONI (Preallestiti) CASTELLARI (Segnaletica) OLIVIERI	Tracciatura Area Tracking	Allegato 2.1	NOLOSTAND SPA	TRASGO SRL JOBING SOC.COOP CONSORZIO GROUP SERVICE SIE SRL CONSORZIO MAIN GROUP	GIUSEPPE PRIOLISI	393-9167140	delegatonolostand@studiopriolisi.com	TUTTA L'AREA DELLA MOSTRA THE WHOLE AREA OF THE EXHIBITION													
	Posa e rimozione moquette Laying and removal carpet	Allegato 2.3		MONTECOLINO SPA				TUTTA L'AREA DELLA MOSTRA THE WHOLE AREA OF THE EXHIBITION	X	X	X	X	X	X	X		X	X	X	X	X
	Montaggio / smontaggio allestimenti Assembly/disassembly of fittings	Allegato 2.5		TRASGO SRL JOBING SOC.COOP CONSORZIO GROUP SERVICE SIE SRL CONSORZIO MAIN GROUP TOP WORK SRL SR ARREDAMENTI SAS				TUTTA L'AREA DELLA MOSTRA THE WHOLE AREA OF THE EXHIBITION	X	X	X	X	X	X	X		X	X	X	X	X
	Impianti elettrici allestimenti Fitting Electrical system	Allegato 2.4		HOLLYWOOD SRL EVENT MANAGEMENT SRL FSI SRLS NEWLIGHT SRL				TUTTA L'AREA DELLA MOSTRA THE WHOLE AREA OF THE EXHIBITION	X	X	X	X	X	X	X		X	X	X	X	X
	Certificazioni e collaudi strutture Certifications and testing structures	Allegato 2.12		STUDIO TECNICO PRIOLISI IB PROJECT SRL				TUTTA L'AREA DELLA MOSTRA THE WHOLE AREA OF THE EXHIBITION	X	X	X	X	X	X	X						
	Posa e rimozione arredi Laying and removal furniture	Allegato 2.7		RICCI SPA ZORZI SRL RENTAL SOLUTION ROSSANESE SNC LVA NOLOVETRINE SRL OLTRE IL GIARDINO SOC.COOP NASO ALL'INSU' SNC				TUTTA L'AREA DELLA MOSTRA THE WHOLE AREA OF THE EXHIBITION	X	X	X	X	X	X	X		X	X	X	X	X
	Posa e rimozione carpenteria metallica Laying and removal metal structural work	Allegato 2.5		ALVIANO LORENZO SAS CANTONI LAVORAZIONI MECCANICHE SRL COSMET DI FANTONI SRL NV ALLESTIMENTI SRL ERREPIFER SRL				TUTTA L'AREA DELLA MOSTRA THE WHOLE AREA OF THE EXHIBITION	X	X	X	X	X	X	X		X	X	X	X	X
	Posa Grafica Graphical laying	Allegato 2.5		FERRARI PROMOTION SPA GRUPPO ITALTELO SPA CIP SRL NEON STELLA SRL NUOVA DIGISERVICE SRL				TUTTA L'AREA DELLA MOSTRA THE WHOLE AREA OF THE EXHIBITION	X	X	X	X	X	X	X		X	X	X	X	X
	Posa Tessuti Fabrics Laying	Allegato 2.5		GRUPPO 2M SRL LU-BEK SRL PROJECT LINE TEXTILE SRL				TUTTA L'AREA DELLA MOSTRA THE WHOLE AREA OF THE EXHIBITION	X	X	X	X	X	X	X		X	X	X	X	X
Pulizie Cleaning service	Allegato 2.6	NICMA SPA FIDENTE SPA B&C RL	TUTTA L'AREA DELLA MOSTRA THE WHOLE AREA OF THE EXHIBITION	X	X	X	X	X	X	X											



Elenco Appaltatori e cronoprogramma dei lavori Fiera Milano S.p.A.
- List of contractors and work schedule Fiera Milano Spa

ALL.1_rev.05_2024

Manifestazione / Show: **Xylexpo** edizione/edition 2024

								MONTAGGIO Setting up							ESPOSIZIONE Show	SMONTAGGIO - Dismantling					
								RESPONSABILE APPALTATORE - CONTRACTOR MANAGER													
Preposto Fiera Milano Fiera Milano Officer	Descrizione attività Appaltatore - Activity description Contractor	Scheda Lavorazione di riferimento - Reference Work sheet	Appaltatore - Contractor	Sub Appaltatore - Sub contractor	Nominativo - Name	Telefono - Phone	Mail	Area interessata dai lavori - Area affected by the works	14-mag	15-mag	16-mag	17-mag	18-mag	19-mag	20-mag	dal 21 al 24 mag	24-mag	25-mag	26-mag	27-mag	28-mag
	Posa e rimozione segnaletica temporanea di mostra <i>Exhibition sign service</i>	Allegato 2.13		FERRARI PROMOTION SPA PUBLIONDA SRL MONTECOLINO SPA MARNI GROUP SRL TRASGO SRL				TUTTA L'AREA DELLA MOSTRA THE WHOLE AREA OF THE EXHIBITION	X	X	X	X	X	X	X		X	X	X	X	X
	Addoppi floreali <i>Flowers and plants rental</i>	Allegato 2.5		RATTIFLORA SAS				TUTTA L'AREA DELLA MOSTRA THE WHOLE AREA OF THE EXHIBITION	X	X	X	X	X	X	X		X	X	X	X	X
	Posa e rimozione impianti audio e video <i>Laying and removal audio/video system</i>	Allegato 2.4		STS COMMUNICATION SRL				TUTTA L'AREA DELLA MOSTRA THE WHOLE AREA OF THE EXHIBITION	X	X	X	X	X	X	X		X	X	X	X	X
	Posa e rimozione lastre in vetro <i>Laying and removal glass panels</i>	Allegato 2.5		ERREPIFER SRL VETRERIA BALLARINI				TUTTA L'AREA DELLA MOSTRA THE WHOLE AREA OF THE EXHIBITION	X	X	X	X	X	X	X		X	X	X	X	X
	Falegnameria custom <i>Joinery custom</i>	Allegato 2.5		FM SCENOGRAFIE SRL G&G DI GENNARI SRL				TUTTA L'AREA DELLA MOSTRA THE WHOLE AREA OF THE EXHIBITION	X	X	X	X	X	X	X		X	X	X	X	X
	Attrezzature per alimentari <i>Food equipment rental</i>	Allegato 2.4		ZORZI SRL				TUTTA L'AREA DELLA MOSTRA THE WHOLE AREA OF THE EXHIBITION	X	X	X	X	X	X	X		X	X	X	X	X
AMOROSO SONCINI (Reception)	Movimentazione Infotem e noleggio PC/stampanti <i>infotem handling and pc/printer rental</i>	Allegato 2.4	COOP. FEMA RL		EMANUELE ALI	335-5306753	emanuele.ali@coopfema.it	TUTTA L'AREA DELLA MOSTRA THE WHOLE AREA OF THE EXHIBITION	X	X	X	X	X	X	X		X	X	X	X	X
	Movimentazione e assistenza attrezzature reception <i>Handling and assistance reception equipment</i>	Allegato 2.4	VIVATICKET SPA		ANTONIO DI LASCIO	02-49976060	antonio.dilascio@vivaticket.com	TUTTA L'AREA DELLA MOSTRA THE WHOLE AREA OF THE EXHIBITION	X	X	X	X	X	X	X		X	X	X	X	X
	Installazione e assistenza apparecchiature e posa cavi TLC <i>Equipment and cable TLC installation and assistance</i>	Allegato 2.4	TELECOM ITALIA SPA	SOLETO SPA	MARCO RAMORINI	02-36620000	timxiera@telecomitalia.it	TUTTA L'AREA DELLA MOSTRA THE WHOLE AREA OF THE EXHIBITION	X	X	X	X	X	X	X		X	X	X	X	X
ALBERICO	Noleggio piante e fiori <i>Flowers and plants rental</i>	Allegato 2.7	RATTIFLORA SAS		GABRIELE MASPERO	335-421633	fieramilano@rattiflora.com	TUTTA L'AREA DELLA MOSTRA THE WHOLE AREA OF THE EXHIBITION	X	X	X	X	X	X	X		X	X	X	X	X
	Noleggio casseforti <i>Safe rental</i>	Allegato 2.7	TRANS SECURITY SERVICE SNC		ANDREA FIORE	329-6879145	info@transsecurity.it	TUTTA L'AREA DELLA MOSTRA THE WHOLE AREA OF THE EXHIBITION	X	X	X	X	X	X	X		X	X	X	X	X
	Noleggio Arredi <i>Rental furniture</i>	Allegato 2.7	NOLOSTAND SPA	GIUSEPPE PRIOLISI	393-9167140	delegatonolostand@studiopriolisi.com	TUTTA L'AREA DELLA MOSTRA THE WHOLE AREA OF THE EXHIBITION	X	X	X	X	X	X	X		X	X	X	X	X	
			RICCI MILANO SRL	ANGELO RICCI	348-0830311	info@riccimilano.it	TUTTA L'AREA DELLA MOSTRA THE WHOLE AREA OF THE EXHIBITION	X	X	X	X	X	X	X		X	X	X	X	X	
	Noleggio impianti audio e video <i>Audio/video system rental</i>	Allegato 2.4	STS COMMUNICATION SRL		LUCA TORTORELLA	335-6314222	luca.tortorella@stscommunication.it	TUTTA L'AREA DELLA MOSTRA THE WHOLE AREA OF THE EXHIBITION	X	X	X	X	X	X	X		X	X	X	X	X
Posa moquette <i>Laying carpet</i>	Allegato 2.3	MONTECOLINO SPA		ALESSANDRO GRANELLO	324-6205835	alessandro.granello@montecolino.it	TUTTA L'AREA DELLA MOSTRA THE WHOLE AREA OF THE EXHIBITION	X	X	X	X	X	X	X		X	X	X	X	X	



Elenco Appaltatori e cronoprogramma dei lavori Fiera Milano S.p.A.
- List of contractors and work schedule Fiera Milano Spa

ALL.1_rev.05_2024

Manifestazione / Show: **Xylexpo** edizione/edition 2024

								MONTAGGIO Setting up							ESPOSIZIONE Show	SMONTAGGIO - Dismantling					
								RESPONSABILE APPALTATORE - CONTRACTOR MANAGER													
Preposto Fiera Milano Fiera Milano Officer	Descrizione attività Appaltatore - Activity description Contractor	Scheda Lavorazione di riferimento - Reference Work sheet	Appaltatore - Contractor	Sub Appaltatore - Sub contractor	Nominativo - Name	Telefono - Phone	Mail	Area interessata dai lavori - Area affected by the works	14-mag	15-mag	16-mag	17-mag	18-mag	19-mag	20-mag	dal 21 al 24 mag	24-mag	25-mag	26-mag	27-mag	28-mag
	Certificazioni e collaudi strutture <i>Certifications and testing structures</i>	Allegato 2.12	GAE ENGINEERING SRL		CHIARA AMARO	011 - 0566426 int.3	FieraMilano@gae-engineering.com	TUTTA L'AREA DELLA MOSTRA THE WHOLE AREA OF THE EXHIBITION	X	X	X	X	X	X	X						
	Servizi Fotografici e video <i>Photo and video services</i>	Allegato 2.14	FOTOGRAMMA SRL		DOMENICO PIZZARELLI	393-8918311	editor@agenziafotogramma.it	TUTTA L'AREA DELLA MOSTRA THE WHOLE AREA OF THE EXHIBITION	X	X	X	X	X	X	X						
	Attrezzature per alimentari <i>Food equipment rental</i>	Allegato 2.4	ZORZI SRL	COOPERATIVA F.E.M.A. A.R.L. BSA SERVIZI S.R.L. MARCO CORRADO	GIULIANO ZORZI	348-4436604	giuliano@zorzi.vr.it	TUTTA L'AREA DELLA MOSTRA THE WHOLE AREA OF THE EXHIBITION	X	X	X	X	X	X	X		X	X	X	X	X
	Servizi reception e accoglienza <i>Reception services</i>	Allegato 2.12	VIVAEVENTS SRL		FRANCESCA FONDA	391-7218509	francesca.fonda@vivaevents.it	TUTTA L'AREA DELLA MOSTRA THE WHOLE AREA OF THE EXHIBITION	X	X	X	X	X	X	X						
			COOP. FEMA RL		SARA CAVALLOTTI	333-37.83.144	sara.cavallotti@coopfema.it														
PORCU' SAPIENZA	Pulizie area di mostra <i>Exhibition Area cleaning services</i>	Allegato 2.6	NICMA SPA	PUMAVER SRL	LAURA TRUSCIGLIO	340-0067971	laura.trusciglio@nicmagroup.com antonella.lopresti@nicmagroup.com diletta.martoglio@nicmagroup.com michele.salvatore@nicmagroup.com	PADIGLIONI PAVILIONS	X	X	X	X	X	X	X		X	X	X	X	X
			FIDENTE SPA B&B SERVICE		RICCARDO CELANO	375-7095989	riccardo.celano@fidente.it	CORSO ITALIA - C.S.- PORTA EST-PORTA OVEST - PADIGLIONI	X	X	X	X	X	X	X		X	X	X	X	X
			GRUPPO B&C SRL	FALCO SRL	SALVATORE PICIOCCHI NERMINA HURIC	348-2554853 342-3883758	becfiera@grupbobec.com	CORSO ITALIA - C.S.- PORTA EST-PORTA OVEST - PADIGLIONI	X	X	X	X	X	X	X		X	X	X	X	X
	Movimentazione rifiuti ingombranti <i>Hard waste handling</i>	Allegato 2.10	EXPOTRANS SPA	4 LOGISTIX SRL ANTELLI SRL LA SOLUZIONE SRL MA. NI. MA. SRL CASELLA AUTOGRÙ SRL ARIENTI AUTOGRÙ SRL AUTOTRASPORTI PORRO SRL EVENT LOGISTICS TEAM SRL LOGITECH SRL GLOBUSLOG SOC.COOP.	LUCA MAZZETTO	335-302085	luca.mazzetto@expotrans.net logistica.onsite@expotrans.net	TUTTA L'AREA DELLA MOSTRA THE WHOLE AREA OF THE EXHIBITION	X	X	X	X	X	X	X		X	X	X	X	X
	Posa e rimozione moquette <i>Carpet laying and removal</i>	Allegato 2.3	MONTECOLINO SPA	FALCO SRL	ALESSIA LECCHI	030-983361	alessia.lecchi@montecolino.it	TUTTA L'AREA DELLA MOSTRA THE WHOLE AREA OF THE EXHIBITION	X	X	X	X	X	X	X		X	X	X	X	X
	Assistenza Lavapennelli <i>Brush wash assistance</i>	Allegato 2.6	ECO ERIDANIA SPA		ANGELO DI NARDO EMANUELE MOLFINO	328-4020873 349-8647767	angelodinardo@ecoeridania.it emanuelemolfino@ecoeridania.it	TUTTA L'AREA DELLA MOSTRA THE WHOLE AREA OF THE EXHIBITION	X	X	X	X	X	X	X		X	X	X	X	X



Elenco Appaltatori e cronoprogramma dei lavori Fiera Milano S.p.A.
- List of contractors and work schedule Fiera Milano Spa

ALL.1_rev.05_2024

Manifestazione / Show: **Xylexpo** edizione/edition 2024

								MONTAGGIO Setting up							ESPOSIZIONE Show	SMONTAGGIO - Dismantling					
								RESPONSABILE APPALTATORE - CONTRACTOR MANAGER													
Preposto Fiera Milano Fiera Milano Officer	Descrizione attività Appaltatore - Activity description Contractor	Scheda Lavorazione di riferimento - Reference Work sheet	Appaltatore - Contractor	Sub Appaltatore - Sub contractor	Nominativo - Name	Telefono - Phone	Mail	Area interessata dai lavori - Area affected by the works	14-mag	15-mag	16-mag	17-mag	18-mag	19-mag	20-mag	dal 21 al 24 mag	24-mag	25-mag	26-mag	27-mag	28-mag
STELLA	Asportazione rifiuti dal Quartiere Waste removal	Allegato 2.10	A.S.E.R. SPA	ECONORD NUOVA CLEAN POLIRECUPERI SRL CARONNI GROUP SRL COLOMBO GIOVANNI SRL IGER SRL AG7 SRL GRUPPO MAURO SAVIOLA A2A RECYCLING	ALESSANDRA CONTE	02-9399891	conte@aserspa.net tecnico@aserspa.net	TUTTA L'AREA DELLA MOSTRA THE WHOLE AREA OF THE EXHIBITION	X	X	X	X	X	X	X		X	X	X	X	X
	Smaltimento rifiuti speciali Special waste disposal	Allegato 2.10	ECOROE SRL		ALBERTO CANEVARI	345-5402701	logistica@ecoroe.com	TUTTA L'AREA DELLA MOSTRA THE WHOLE AREA OF THE EXHIBITION	X	X	X	X	X	X	X		X	X	X	X	X
	Attività di pest control (profilassi antimurina e monitoraggio insetti striscianti e roditori in area interna ed esterna, profilassi entomocida contro gli insetti volanti) Pest control	Allegato 2.6	VERDEBLU SRL		GIANFRANCO CASSANI	335-642413 02-93500484	info@verdeblusrl.it	TUTTA L'AREA DELLA MOSTRA THE WHOLE AREA OF THE EXHIBITION	X	X	X	X	X	X	X		X	X	X	X	X
LEPORATI	Verifica Estintori nelle aree comuni Check Fire extinguishers in common areas	Allegato 2.9	CSQ ESTINTORI SRL		DOMENICO MASIANGELO	328-3874334	info@csqitalia.com masciangelo@tiscali.it	TUTTA L'AREA DELLA MOSTRA THE WHOLE AREA OF THE EXHIBITION	X	X	X	X	X	X	X						
	Noleggio Estintori agli Espositori Fire extinguishers exhibitor rental	Allegato 2.9	CSQ ESTINTORI SRL		DOMENICO MASIANGELO	328-3874334	info@csqitalia.com masciangelo@tiscali.it	TUTTA L'AREA DELLA MOSTRA THE WHOLE AREA OF THE EXHIBITION	X	X	X	X	X	X	X		X	X	X	X	X
	Segnaletica sicurezza di mostra Exhibition safety sign service	Allegato 2.13	MONTECOLINO SPA (TOPCOLOR DREAM)		GILBERTO BARZON	335-7159286	paola.vanni@topcolor.it	TUTTA L'AREA DELLA MOSTRA THE WHOLE AREA OF THE EXHIBITION	X	X	X	X	X	X	X		X	X	X	X	X
	Presidio sicurezza di mostra e Controllo Allestimenti Exhibition safety Control and Stand control Office	Allegato 2.14	GAE ENGINEERING SRL		WALTER VENTORUZZO	338-7735932	presidio.sicurezza@gae-engineering.com	TUTTA L'AREA DELLA MOSTRA THE WHOLE AREA OF THE EXHIBITION	X	X	X	X	X	X	X		X	X	X	X	X
	Servizio Primo soccorso medico Medical first aid service	Allegato 2.12	ATI CROCE ROSSA		LORENA MORENO FRANCESCO BURDO	02-3883223 373-7832425	francesco.burdo@crimilano.it	TUTTA L'AREA DELLA MOSTRA THE WHOLE AREA OF THE EXHIBITION	X	X	X	X	X	X	X		X	X	X	X	X
PERA	Certificazioni e collaudi strutture Certifications and testing structures	Allegato 2.12	GAE ENGINEERING SRL		CHIARA AMARO	011 - 0566426 int.3	FieraMilano@gae-engineering.com	TUTTA L'AREA DELLA MOSTRA THE WHOLE AREA OF THE EXHIBITION	X	X	X	X	X	X	X						
	Sorveglianza Surveillance	Allegato 2.12	SICURITALIA SPA		DOMENICO BONDANESE	345-2802969	d.bondanese@sicuritalia.it comando.fierarho@sicuritalia.it	TUTTA L'AREA DELLA MOSTRA THE WHOLE AREA OF THE EXHIBITION	X	X	X	X	X	X	X		X	X	X	X	X
RE RAVIZZINI	Servizio Antincendio Fire surveillance	Allegato 2.12	SICURITALIA SPA		DOMENICO BONDANESE	345-2802969	d.bondanese@sicuritalia.it comando.fierarho@sicuritalia.it	TUTTA L'AREA DELLA MOSTRA THE WHOLE AREA OF THE EXHIBITION	X	X	X	X	X	X	X		X	X	X	X	X
	Sportello Logistica Logistic counter	Allegato 2.12	COOP. FEMA RL		ANDREA MAJOCCHI	335-5306755	andrea.majocchi@coopfema.it	TUTTA L'AREA DELLA MOSTRA THE WHOLE AREA OF THE EXHIBITION	X	X	X	X	X	X	X		X	X	X	X	X
	Presidio tornelli Reception surveillance services	Allegato 2.12	COOP. FEMA RL		ANDREA MAJOCCHI	335-5306755	andrea.majocchi@coopfema.it	TUTTA L'AREA DELLA MOSTRA THE WHOLE AREA OF THE EXHIBITION	X	X	X	X	X	X	X						
	Portierato Caretaking	Allegato 2.12	COOP. FEMA RL		ANDREA MAJOCCHI	335-5306755	andrea.majocchi@coopfema.it	TUTTA L'AREA DELLA MOSTRA THE WHOLE AREA OF THE EXHIBITION	X	X	X	X	X	X	X						
	Sportello parcheggi Parking counter	Allegato 2.12	COOP. FEMA RL		ANDREA MAJOCCHI	335-5306755	andrea.majocchi@coopfema.it	TUTTA L'AREA DELLA MOSTRA THE WHOLE AREA OF THE EXHIBITION	X	X	X	X	X	X	X		X	X	X	X	X



Elenco Appaltatori e cronoprogramma dei lavori Fiera Milano S.p.A.
- List of contractors and work schedule Fiera Milano Spa

ALL.1_rev.05_2024

Manifestazione / Show: **Xylexpo** edizione/edition 2024

								MONTAGGIO Setting up							ESPOSIZIONE Show	SMONTAGGIO - Dismantling					
								RESPONSABILE APPALTATORE - CONTRACTOR MANAGER													
Preposto Fiera Milano Fiera Milano Officer	Descrizione attività Appaltatore - Activity description Contractor	Scheda Lavorazione di riferimento - Reference Work sheet	Appaltatore - Contractor	Sub Appaltatore - Sub contractor	Nominativo - Name	Telefono - Phone	Mail	Area interessata dai lavori - Area affected by the works	14-mag	15-mag	16-mag	17-mag	18-mag	19-mag	20-mag	dal 21 al 24 mag	24-mag	25-mag	26-mag	27-mag	28-mag
PORCU' NOCETI	Movimentazione merci e materiali all'interno del quartiere; Ritiro e consegna imballi; Rimozione automezzi <i>Movement goods and materials in the venue; Packaging services; Vehicle Remover</i>	Allegato 2.8	EXPOTRANS SPA	4LOGISTIX SRL ANTELLI SRL LA SOLUZIONE SRL MA.NI.MA SRL CASELLA AUTOGRU' SRL ARIENTI AUTOGRU' SRL AUTOTRASPORTI PORRO SRL EVENT LOGISTIC TEAM SRL GLOBUSLOG SOC.COOP. LOGITECH SRL	LUCA MAZZETTO	335-302085	luca.mazzetto@expotrans.net logistica.onsite@expotrans.net	TUTTA L'AREA DELLA MOSTRA THE WHOLE AREA OF THE EXHIBITION	X	X	X	X	X	X	X		X	X	X	X	X
	Distribuzione transenne <i>Barriers distribution and services</i>	Allegato 2.7	EXPOTRANS SPA		LUCA MAZZETTO	335-302085	luca.mazzetto@expotrans.net logistica.onsite@expotrans.net	TUTTA L'AREA DELLA MOSTRA THE WHOLE AREA OF THE EXHIBITION	X	X	X	X	X	X	X		X	X	X	X	X
	Noleggio P.L.E. <i>Platforms rental</i>	Allegato 2.7	VENPA SPA		LUCA RADICE	344-2882100	luca.radice@gv3.it	TUTTA L'AREA DELLA MOSTRA THE WHOLE AREA OF THE EXHIBITION	X	X	X	X	X	X	X		X	X	X	X	X
CAPETTINO	Ristorazione <i>Restaurants</i>	Allegato 2.5 e 2.11	AUTOGRILL SPA		ROBERTO SEGALONI		roberto.segaloni@autogrill.net	TUTTA L'AREA DELLA MOSTRA THE WHOLE AREA OF THE EXHIBITION	X	X	X	X	X	X	X		X	X	X	X	X
	Pulizia aree di competenza <i>Cleaning services</i>	Allegato 2.5 e 2.11		MANITALIDEA SPA					TUTTA L'AREA DELLA MOSTRA THE WHOLE AREA OF THE EXHIBITION	X	X	X	X	X	X	X		X	X	X	X
	Ristorazione <i>Restaurants</i>	Allegato 2.5 e 2.11	COMPASS GROUP ITALIA SPA		ALESSANDRO SPERTINGATO	335-1253663	alessandro.spertingato@compass-group.it	TUTTA L'AREA DELLA MOSTRA THE WHOLE AREA OF THE EXHIBITION	X	X	X	X	X	X	X		X	X	X	X	X
	Ristorazione <i>Restaurants</i>	Allegato 2.5 e 2.11	SCUDIERI GROUP SRL		GAETANO SCUDIERI	389-9158043	sushicompany srl@gmail.com	TUTTA L'AREA DELLA MOSTRA THE WHOLE AREA OF THE EXHIBITION	X	X	X	X	X	X	X		X	X	X	X	X
	Ristorazione <i>Restaurants</i>	Allegato 2.5 e 2.11	MY CHEF SPA		DAVIDE ORLANDO	347-2929765	davide.orlando@areas.com	TUTTA L'AREA DELLA MOSTRA THE WHOLE AREA OF THE EXHIBITION	X	X	X	X	X	X	X		X	X	X	X	X
	Ristorazione <i>Restaurants</i>	Allegato 2.5 e 2.11	LA BETTOLA MAIO		CLAUDIO TRONCI	348-8429800	claudio@maiorerestaurant.com	TUTTA L'AREA DELLA MOSTRA THE WHOLE AREA OF THE EXHIBITION	X	X	X	X	X	X	X		X	X	X	X	X
	Ristorazione <i>Restaurants</i>	Allegato 2.5 e 2.11	PONI GIOVANNI SRL		PONI GIAN RANIERO	054-3754376 349-5159178	info@ponigiovanni.it	TUTTA L'AREA DELLA MOSTRA THE WHOLE AREA OF THE EXHIBITION	X	X	X	X	X	X	X		X	X	X	X	X
	Ristorazione <i>Restaurants</i>	Allegato 2.5 e 2.11	T.CORPORATION SRL		MARCO SIMONETTI	339-8190690	marcosimonetti@caffetoraldo.it	TUTTA L'AREA DELLA MOSTRA THE WHOLE AREA OF THE EXHIBITION	X	X	X	X	X	X	X		X	X	X	X	X
	Ristorazione <i>Restaurants</i>	Allegato 2.5 e 2.11	SORIANI & GAGINO SRL		FABRIZIO GAGINO	333-8008386	fabrizio@sorianiegagino.it	Ponte dei Mari c/o Palazzina EST 01 TUTTA L'AREA DELLA MOSTRA THE WHOLE AREA OF THE EXHIBITION	X	X	X	X	X	X	X		X	X	X	X	X
	Ristorazione <i>Restaurants</i>	Allegato 2.5 e 2.11	VOILA SRL (SADLER)		MARCO PRIMERANO	335-6101829	marco.primerano@sadlercatering.com	TUTTA L'AREA DELLA MOSTRA THE WHOLE AREA OF THE EXHIBITION	X	X	X	X	X	X	X		X	X	X	X	X



Elenco Appaltatori e cronoprogramma dei lavori Fiera Milano S.p.A.
- List of contractors and work schedule Fiera Milano Spa

ALL.1_rev.05_2024

Manifestazione / Show: **Xylexpo** edizione/edition 2024

								MONTAGGIO Setting up							ESPOSIZIONE Show	SMONTAGGIO - Dismantling					
								RESPONSABILE APPALTATORE - CONTRACTOR MANAGER													
Preposto Fiera Milano Fiera Milano Officer	Descrizione attività Appaltatore - Activity description Contractor	Scheda Lavorazione di riferimento - Reference Work sheet	Appaltatore - Contractor	Sub Appaltatore - Sub contractor	Nominativo - Name	Telefono - Phone	Mail	Area interessata dai lavori - Area affected by the works	14-mag	15-mag	16-mag	17-mag	18-mag	19-mag	20-mag	dal 21 al 24 mag	24-mag	25-mag	26-mag	27-mag	28-mag
	Ristorazione Restaurants	Allegato 2.5 e 2.11	IT FIRENZE SRL		GIORGIO MONTI		fornitori@itfirenze.com	TUTTA L'AREA DELLA MOSTRA THE WHOLE AREA OF THE EXHIBITION	X	X	X	X	X	X	X		X	X	X	X	X
	Ristorazione Restaurants	Allegato 2.5 e 2.11	FINCAV SRL		SALVATORE QUARTULLI		info@caffescala.it	TUTTA L'AREA DELLA MOSTRA THE WHOLE AREA OF THE EXHIBITION	X	X	X	X	X	X	X		X	X	X	X	X
	Ristorazione Restaurants	Allegato 2.5 e 2.11	MGL CATERING SRL		GRETA LANZANI		greta@lappetito.it	TUTTA L'AREA DELLA MOSTRA THE WHOLE AREA OF THE EXHIBITION	X	X	X	X	X	X	X		X	X	X	X	X
	Ristorazione Restaurants	Allegato 2.5 e 2.11	TA MILANO SRL		ALESSANDRO ALEMAGNA		alberto@tamilano.com	TUTTA L'AREA DELLA MOSTRA THE WHOLE AREA OF THE EXHIBITION	X	X	X	X	X	X	X		X	X	X	X	X
	Ristorazione Restaurants	Allegato 2.5 e 2.11	ITALIAN MEATBALL COMPANY SRL		NADIR MALAGO'	328-7964031	nadir.malago@gmail.com	TUTTA L'AREA DELLA MOSTRA THE WHOLE AREA OF THE EXHIBITION	X	X	X	X	X	X	X		X	X	X	X	X
	Ristorazione Restaurants	Allegato 2.5 e 2.11	ANTICA FOCACCERIA SAS		TOMMASO LANZARA	366-8403227	tommaso.lanzara@cirfood.com	TUTTA L'AREA DELLA MOSTRA THE WHOLE AREA OF THE EXHIBITION	X	X	X	X	X	X	X		X	X	X	X	X
	Ristorazione Restaurants	Allegato 2.5 e 2.11	GASTRONOMIA CRESPI SAS		DAVIDE CRESPI		info@crespicatering.it	TUTTA L'AREA DELLA MOSTRA THE WHOLE AREA OF THE EXHIBITION	X	X	X	X	X	X	X		X	X	X	X	X
	Ristorazione Restaurants	Allegato 2.5 e 2.11	MR BOMBETTA SAS		FABRIZIO DRAGONE		info@mrbombetta.it	TUTTA L'AREA DELLA MOSTRA THE WHOLE AREA OF THE EXHIBITION	X	X	X	X	X	X	X		X	X	X	X	X
	Ristorazione Restaurants	Allegato 2.5 e 2.11	APE CESARE SRL		ALESSANDRO FAVOLA	392-4004592	info@apecesare.it	TUTTA L'AREA DELLA MOSTRA THE WHOLE AREA OF THE EXHIBITION	X	X	X	X	X	X	X		X	X	X	X	X
	Ristorazione Restaurants	Allegato 2.5 e 2.11	GO EVENTS SRL		ANDREA BOLENGO	347-7835104	andreabolenigo05@gmail.com	TUTTA L'AREA DELLA MOSTRA THE WHOLE AREA OF THE EXHIBITION	X	X	X	X	X	X	X		X	X	X	X	X



UPDATED SURVEY

D.U.V.R.I.

Unified Document for the Assessment of Interference Risks among concomitant activities carried out in the same work environment
(pursuant to the provisions of Art. 26 of Italian Leg. Decree 81/2008 and amendments)

ANNEXED 2

Worksheets with information on the specific risks inherent in the activities of each contractor that may generate interference, in addition to the prevention measures to be taken

List of Worksheets:

Contractor Activity	Reference worksheet
Ground marking of the exhibition area	2.1
Installation of hanging points and fitting of hung structures	2.2
Carpet laying and removal	2.3
Construction, connection and activation of the systems for the event	2.4
Assembly and disassembly of stands and structures in the exhibition area	2.5
Cleaning of the areas affected by the event	2.6
Delivery and collection of furniture, accessories, special equipment and heavy handling	2.7
Delivery and collection of packaging	2.8
Fire extinguisher control and rental service to Exhibitors	2.9
Collection hazardous and non-hazardous waste	2.10
Food and beverage services, catering and trading activities	2.11
Control, check, porter and reception services	2.12
Installation and removal of signposting	2.13
Inspection activities	2.14

Sheet n° 2.1			Ground marking of the exhibition area		
Area concerned			Pavilions and outdoor areas		
Period concerned			<input checked="" type="checkbox"/> Assembly <input type="checkbox"/> Disassembly		
Activity description			The activity consists in placing adhesive tape on the floor of the pavilion or outdoor areas, according to the project of the exhibition layout of the event.		
Equipment used			cutters, rolls of adhesive tape, tools and work equipment, etc.		
Assessment of interference risks			Implemented protective measures adopted by the contractor	Implemented protective measures adopted to remove interference risks	Valutazione del rischio mitigato
Hazard Of generating obstacles in pedestrian paths	Interference risk Impacts, falls and level slipping	Consequences Personal injuries	- Information and training of operators - Control the work areas and make sure that there are no people nearby - Always keep the work and transit areas clean and tidy, avoiding the disorderly presence of material and limiting as much as possible the encumbrance in order to facilitate the transit of people and vehicles	See table n° 7.1	Low 1
Frequency Low 2	Magnitude Medium 2	Estimated risk Medium 4	Control Medium 3		
Hazard positioning of materials, waste and scraps on the ground	Interference risk Cuts, abrasions	Consequences Personal injuries including serious ones	- Information and training of operators - Always keep the work and transit areas clean and tidy, avoiding the disorderly presence of material and limiting as much as possible the encumbrance in order to facilitate the transit of people and vehicles - Removal of waste and scraps from work areas	See table n° 7.1	Low 1
Frequency Low 2	Magnitude Medium 2	Estimated risk Medium 4	Control Medium 3		

Sheet n° 2.2			Installation of hanging points and fitting of hung structures		
Area concerned			Pavilions and outdoor areas		
Period concerned			<input checked="" type="checkbox"/> Assembly <input checked="" type="checkbox"/> Disassembly		
Activity description			<ul style="list-style-type: none"> - The company is responsible for the work necessary for the construction, and subsequent removal, of suspensions to the ceiling of the pavilions in the area affected by the event. - The activity consists in anchoring only the cables to the ceiling of the pavilions to allow the hanging of structures at a height, or the complete assembly of the suspended structure as indicated by a technical project. 		
Equipment used			<ul style="list-style-type: none"> - Vehicles, electric and internal combustion engine forklifts, mobile elevating platforms, electric pantograph platform, ladders, scaffolding, tools and work equipment, pallet trucks, hand trolleys, push containers with wheels, portable electrical equipment, work area delimitation equipment, etc. 		
Assessment of interference risks			Implemented protective measures adopted by the contractor	Implemented protective measures adopted to remove interference risks	Assessment of mitigated risk
Hazard Use of vehicles, mobile elevating platforms and vehicles in general and load handling operations	Interference risk Crushing, impacts, falls of materials, equipment and people	Consequences Personal injuries, including very serious ones	<ul style="list-style-type: none"> - Information and training of operators - Controlling/delimiting work areas and ensuring that there are no people nearby - Suspended loads, whatever their nature, must always be properly secured - During the manoeuvres, the operator will be assisted by a colleague on the ground to control the work area. 	See table n° 7.1	Medium 4
Frequency Medium 3	Magnitude Very severe 4	Estimated risk Medium High 12	Control Medium 3		
Hazard Presence of various moving vehicles (pallet trucks, forklifts, vehicles, etc..) or obstacles in the work areas	Interference risk Fall of materials, equipment, people crushing	Consequences Personal injuries including very serious ones	<ul style="list-style-type: none"> - Information and training of operators - Ensure that the work area is always controlled and/or delimited - The operator must organise his activity by limiting the use of ladders and adopting suitable equipment. - In case of work at height, the operator must use third category PPE (slings) - Always keep the work and transit areas clean and tidy, avoiding the disorderly presence of material and limiting as much as possible the encumbrance in order to facilitate the transit of people and vehicles 	See table n° 7.1	Medium 4
Frequency Medium 3	Magnitude Very severe 4	Estimated risk Medium High 12	Control Medium 3		
Hazard Work at height with the use of	Interference risk Fall of materials, equipment, people	Consequences Personal injuries	<ul style="list-style-type: none"> - Information and training of operators - Ensure that the work area is always controlled and/or delimited 	See table n° 7.1	Medium 4

tools and materials	crushing	including very serious ones	<ul style="list-style-type: none"> - Suspended loads, whatever their nature, must always be properly secured - Do not place materials, equipment or anything else, even temporarily, on the structures and systems used 		
Frequency Medium 3	Magnitude Very severe 4	Estimated risk Medium high 12	Control Medium 3		
Hazard Use of hanging anchor chains, positioning of materials on the floor	Interference risk Impacts, falls, slipping	Consequences Personal injuries, including serious ones	<ul style="list-style-type: none"> - Information and training of operators - Properly signal hanging structures at a dangerous height - Always keep the work and transit areas clean and tidy, avoiding the disorderly presence of material and limiting as much as possible the encumbrance in order to facilitate the transit of people and vehicles 	See table n° 7.1	Low 3
Frequency Medium 3	Magnitude Severe 3	Estimated risk Medium High 9	Control Medium 3		
Danger positioning of materials, waste and scraps on the ground and for the use of machinery and equipment	Interference risk Cuts, abrasions, impacts	Consequences Personal injuries including serious ones	<ul style="list-style-type: none"> - Information and training of operators - Ensure that the work area is always controlled and/or delimited - Always keep the work and transit areas clean and tidy, avoiding the disorderly presence of material and work equipment, limiting as much as possible the encumbrance in order to facilitate the transit of people and vehicles - Removal of waste and scraps from work areas 	See table n° 7.1	Low 3
Frequency Medium 3	Magnitude Severe 3	Estimated risk Medium High 9	Control Medium 3		
Hazard Noise	Interference risk Exhibition	Consequences Hypoacusis	<ul style="list-style-type: none"> - Information and training of operators - It is the Contractor's duty to implement all the technical measures necessary to reduce the emission of noise caused by the work carried out by its operators. If this is not possible, it is necessary to inform people nearby to use appropriate PPE for hearing protection 	See table n° 7.1	Low 3
Frequency Low 2	Magnitude Severe 3	Estimated risk Medium 6	Control Low 2		

Sheet n° 2.3			Carpet laying and removal		
Area concerned			Pavilions and outdoor areas		
Period concerned			<input checked="" type="checkbox"/> Assembly <input checked="" type="checkbox"/> Disassembly		
Activity description			The company takes care of the work necessary to lay and remove the carpet on the floor in the area affected by the event.		
Equipment used:			vehicles, internal combustion engine and electric forklifts, tools and work equipment, cutters, double-sided adhesive tape, carpet rolls, pallet trucks, hand trolleys, tractors with trolley towing, equipment for delimiting work areas, etc.		
Interference risks			Implemented protective measures adopted by the contractor	Implemented protective measures adopted to remove interference risks	Assessment of mitigated risk
Hazard use of vehicles and motor vehicles in general and load handling operations	Interference risk crushing, bumping, fall of materials, equipment, people	Consequences Personal injuries including very serious ones	<ul style="list-style-type: none"> - Information and training of operators - Control the work areas and make sure that there are no people nearby - During the manoeuvres, the operator must be assisted by a colleague on the ground 	See table n° 7.1	Medium 4
Frequency Medium 3	Magnitude Very severe 4	Estimated risk Medium High 12	Control Medium 3		
Hazard positioning of materials, waste and scraps on the ground	Interference risk Cuts, abrasions, impacts	Consequences Personal injuries including serious ones	<ul style="list-style-type: none"> - Information and training of operators - Always keep the work and transit areas clean and tidy, avoiding the disorderly presence of material and limiting as much as possible the encumbrance in order to facilitate the transit of people and vehicles - Removal of waste and scraps from work areas - Ensure that the work area is always controlled and/or delimited 	See table n° 7.1	Low 2
Frequency Medium 3	Magnitude Medium 2	Estimated risk Medium 6	Control Medium 3		
Hazard Use of means for lifting and handling loads (forklift truck, crane or other)	Interference risk Crushing, impacts, falls of materials, equipment, people	Consequences Personal injuries including very serious ones	<ul style="list-style-type: none"> - Information and training of operators - Ensure that the work area is always controlled and/or delimited - Suspended loads, whatever their nature, must always be properly secured - During the manoeuvres, the operator must be assisted by a colleague on the ground 	See table n° 7.1	Medium 4
Frequency Medium 3	Magnitude Very severe 4	Estimated risk Medium High 12	Control Medium 3		

Sheet n° 2.4			Construction, connection and activation of the systems for the event		
Area concerned			Pavilions and outdoor areas		
Period concerned			<input checked="" type="checkbox"/> Assembly <input checked="" type="checkbox"/> Disassembly		
Activity description			<p>The company takes care of the work necessary to build and maintain the temporary systems of the event, both on the ground and at a height.</p> <p>The activity consists of the work required to prepare the special systems requested by the Exhibitors and/or temporarily connect the fixed systems of the pavilions with the temporary systems of the stands under preparation. The special systems refer, but not exhaustively, to the following type: electrical systems and additional lines, plumbing, heating and sanitary facilities, gas systems, extractor hoods, audio and video systems, lighting engineering, installation of suspended structures, food equipment, etc.</p>		
Equipment used			<p>Vehicles, electric and internal combustion engine forklifts, mobile elevating platforms, electric pantograph platform, ladders, scaffoldings, push containers with wheels, pallet trucks, hand trolleys, electric cables, pipes and cables mobile trolley, tools and work equipment, welding machines, electric material, plumbing material, audio/video equipment, portable electric equipment, equipment to delimit work areas, etc.</p>		
Interference risks			Implemented protective measures adopted by the contractor	Implemented protective measures adopted to remove interference risks	Assessment of mitigated risk
Hazard Use of vehicles, mobile elevating platforms and vehicles in general and load handling operations both inside and outside the halls	Interference risk Crushing, impacts, falls of materials, equipment, people	Consequences Personal injuries including very serious ones	<ul style="list-style-type: none"> - Information and training of operators - Controlling/delimiting work areas and ensuring that there are no people nearby - Suspended loads, whatever their nature, must always be properly secured - During the manoeuvres, the operator must be assisted by a colleague on the ground - Mainly use the defined routes identified in the exhibition layout of the event avoiding unnecessary routes - In case of use of mobile elevating platforms in transit routes, provide for the presence of an operator on the ground to control the routes in order to avoid interference 	See table n° 7.1	Medium 4
Frequency Medium 3	Magnitude Very severe 4	Estimated risk Medium High 12	Control Medium 3		

<p>Hazard Presence nearby the working areas of various vehicles in motion (pallet trucks, forklifts, vehicles, etc...) or presence of obstacles in the paths</p>	<p>Interference risk Fall of people and/or material, impacts</p>	<p>Consequences Personal injuries including very serious ones</p>	<ul style="list-style-type: none"> - Information and training of operators - Ensure that the work area is always controlled and/or delimited - The operator must organise his/her activity by limiting the use of ladders and adopting suitable equipment. - In case of work at height, the operator must use third category PPE (slings) - Always keep the work and transit areas clean and tidy, avoiding the disorderly presence of material and limiting as much as possible the encumbrance in order to facilitate the transit of people and vehicles 	<p>See table n° 7.1</p>	<p>Medium 4</p>
<p>Frequency Medium 3</p>	<p>Magnitude Very severe 4</p>	<p>Estimated risk Medium High 12</p>	<p>Control Medium 3</p>		
<p>Hazard Work at height with the use of tools and materials</p>	<p>Interference risk Fall of materials, equipment, people</p>	<p>Consequences Personal injuries including very serious ones</p>	<ul style="list-style-type: none"> - Information and training of operators - Ensure that the work area is always controlled and/or delimited - Suspended loads, whatever their nature, must always be properly secured - Do not place materials, equipment or anything else, even temporarily, on the structures and systems used 	<p>See table n° 7.1</p>	<p>Medium 4</p>
<p>Frequency Medium 3</p>	<p>Magnitude Very severe 4</p>	<p>Estimated risk Medium high 12</p>	<p>Control Medium 3</p>		
<p>Danger positioning of materials, waste and scraps on the ground and for the use of machinery and equipment</p>	<p>Interference risk Cuts, abrasions, impacts</p>	<p>Consequences Personal injuries including serious ones</p>	<ul style="list-style-type: none"> - Information and training of operators - Ensure that the work area is always controlled and/or delimited - Always keep the work and transit areas clean and tidy, avoiding the disorderly presence of material and work equipment, limiting as much as possible the encumbrance in order to facilitate the transit of people and vehicles - Removal of waste and scraps from work areas 	<p>See table n° 7.1</p>	<p>Low 3</p>
<p>Frequency Medium 3</p>	<p>Magnitude Severe 3</p>	<p>Estimated risk Medium High 9</p>	<p>Control Medium 3</p>		
<p>Hazard Noise</p>	<p>Interference risk Exhibition</p>	<p>Consequences Hypoacusis</p>	<ul style="list-style-type: none"> - Information and training of operators - It is the Contractor's duty to implement all the technical measures necessary to reduce the emission of noise caused by the work carried out by its operators. If this is not possible, it is necessary to inform people nearby to use appropriate PPE for hearing protection 	<p>See table n° 7.1</p>	<p>Low 3</p>

Frequency Low 2	Magnitude Severe 3	Estimated risk Medium 6	Control Low 2		
Hazard Removal of the service pit cover	Interference risk Fall	Consequences Personal injuries including serious ones	<ul style="list-style-type: none"> - Information and training of operators - Ensure that the work area is always controlled and/or delimited - Protect and signal areas without cover in a very visible manner - Close the pits once the work has been completed 	See table n° 7.1	Low 3
Frequency Medium 3	Magnitude Severe 3	Estimated risk Medium High 9	Control Medium 3		

Sheet n° 2.5			Assembly and disassembly of stands and structures in the exhibition area		
Area concerned			Pavilions and outdoor areas		
Period concerned			<input checked="" type="checkbox"/> Assembly <input checked="" type="checkbox"/> Disassembly		
Activity description			<p>The company takes care of the work necessary for the construction of the stands and structures in the exhibition area of the event, such as curtain walls, curtains, signs, refreshment areas, conference rooms, common areas, etc.</p> <p>The activity consists in the assembly and disassembly of structures on the ground and suspended, in customised areas, pre-fitted and in common areas. The works can be carried out on the ground and at a height, and consist in the assembly on site of prefabricated structures in accordance with the technical project.</p>		
Equipment used:			vehicles, electric and internal combustion engine forklifts, ladders, scaffolding, mobile elevating platforms, electric pantograph platform, pallet trucks, hand trolleys, push containers with wheels, tools and work equipment, building materials, rollers, brushes, paints, welding machines, electrical equipment, circular saws, portable electrical equipment, equipment for delimiting work areas, etc.		
Interference risks			Implemented protective measures adopted by the contractor	Implemented protective measures adopted to remove interference risks	Assessment of mitigated risk
Hazard Use of vehicles, mobile elevating platforms and vehicles in general and load handling operations both inside and outside the halls	Interference risk Fall of equipment, materials, people, impacts	Consequences Personal injuries including very serious ones	<ul style="list-style-type: none"> - Information and training of operators - Controlling/delimiting work areas and ensuring that there are no people nearby - Suspended loads, whatever their nature, must always be properly secured - During the manoeuvres, the operator must be assisted by a colleague on the ground - Mainly use the defined routes identified in the exhibition layout of the event avoiding unnecessary routes - In case of use of mobile elevating platforms in transit routes, provide for the presence of an operator on the ground to control the routes in order to avoid interference 	See table n° 7.1	Medium 4
Hazard Of generating obstacles in pedestrian paths	Interference risk Impacts, falls and level slipping	Consequences Personal injuries	<ul style="list-style-type: none"> - Information and training of operators - Control the work areas and make sure that there are no people nearby - Always keep the work and transit areas clean and tidy, avoiding the disorderly presence of material and limiting as much as possible the 	See table n° 7.1	Low 2

			encumbrance in order to facilitate the transit of people and vehicles		
Frequency Medium 3	Magnitude Medium 2	Estimated risk Medium 6	Control Medium 3		
Hazard Presence nearby the working areas of various vehicles in motion (pallet trucks, forklifts, vehicles, etc...) or presence of obstacles in the paths	Interference risk Fall of people and/or material, equipment	Consequences Personal injuries including very serious ones	<ul style="list-style-type: none"> - Information and training of operators - Ensure that the work area is always controlled and/or delimited - The operator must organise his/her activity by limiting the use of ladders and adopting suitable equipment. - In case of work at height, the operator must use third category PPE (slings) - Always keep the work and transit areas clean and tidy, avoiding the disorderly presence of material and limiting as much as possible the encumbrance in order to facilitate the transit of people and vehicles 	See table n° 7.1	Medium 4
Frequency Medium 3	Magnitude Very severe 4	Estimated risk Medium High 12	Control Medium 3		
Hazard Work at height with the use of tools and materials	Interference risk Crushing Fall of materials, equipment, people	Consequences Personal injuries including very serious ones	<ul style="list-style-type: none"> - Information and training of operators - Ensure that the work area is always controlled and/or delimited - Suspended loads, whatever their nature, must always be properly secured - Do not place materials, equipment or anything else, even temporarily, on the structures and systems used 	See table n° 7.1	Medium 4
Frequency Medium 3	Magnitude Very severe 4	Estimated risk Medium high 12	Control Medium 3		
Hazard Use of hanging anchor chains, positioning of materials on the floor	Interference risk Impacts, falls, slipping	Consequences Personal injuries, including serious ones	<ul style="list-style-type: none"> - Information and training of operators - Properly signal hanging structures at a dangerous height - Always keep the work and transit areas clean and tidy, avoiding the disorderly presence of material and limiting as much as possible the encumbrance in order to facilitate the transit of people and vehicles 	See table n° 7.1	Low 3
Frequency Medium 3	Magnitude Severe 3	Estimated risk Medium High 9	Control Medium 3		
Danger positioning of materials, waste and scraps on the ground and for the use of	Interference risk Cuts, abrasions, impacts	Consequences Personal injuries including serious ones	<ul style="list-style-type: none"> - Information and training of operators - Ensure that the work area is always controlled and/or delimited - Always keep the work and transit areas clean and tidy, avoiding the disorderly presence of material and 	See table n° 7.1	Low 3

machinery and equipment			work equipment, limiting as much as possible the encumbrance in order to facilitate the transit of people and vehicles - Removal of waste and scraps from work areas		
Frequency Medium 3	Magnitude Severe 3	Estimated risk Medium High 9	Control Medium 3		
Hazard Noise	Interference risk Exhibition	Consequences Hypacusis	Information and training of operators - It is the Contractor's duty to implement all the technical measures necessary to reduce the emission of noise caused by the work carried out by its operators. If this is not possible, it is necessary to inform people nearby to use appropriate PPE for hearing protection	See table n° 7.1	Low 3
Frequency Low 2	Magnitude Severe 3	Estimated risk Medium 6	Control Low 2		
Hazard Removal of the service pit cover	Interference Risk Fall	Consequences Personal injuries including serious ones	Information and training of operators - Ensure that the work area is always controlled and/or delimited - Protect and signal areas without cover in a very visible manner - Close the pits once the work has been completed	See table n° 7.1	Low 3
Frequency Medium 3	Magnitude Severe 3	Estimated risk Medium High 9	Control Medium 3		

Sheet n° 2.6			Cleaning of the areas affected by the event		
Area concerned			Pavilions and outdoor areas		
Period concerned			<input checked="" type="checkbox"/> Assembly <input checked="" type="checkbox"/> Disassembly		
Activity description			The works can be referred, not exhaustively, to the following activities: initial, maintenance and final operations relating to the cleaning of environments in general (lounges, aisles, common areas, toilets, brush-washing rooms, outdoor area of the pavilions, other environments, etc.), floor cleaning with the aid of machinery and equipment, separate waste collection using wheeled containers and transfer to dedicated containers located outside the pavilions, distribution of standing fire extinguishers in the aisles, supervision of personnel in the exhibition area and toilets.		
Equipment used			Vehicles, tools and manual work equipment, cleaning machines (scrubber driers, monobrushers, sweepers, street sweepers, blowers), push containers with wheels, cleaning products in general, detergents, descalers, wax removers, solvents, disinfectants, sanitizers		
Interference risks			Implemented protective measures adopted by the contractor	Implemented protective measures adopted to remove interference risks	Assessment of mitigated risk
Hazard Use of cleaning machines or vehicles and vehicles in general.	Interference risk Impacts, crushing Fall of material	Consequences Personal injuries including very serious ones	<ul style="list-style-type: none"> - Information and training of operators - Control the work areas and make sure that there are no people nearby - Mainly use the defined routes identified in the exhibition layout of the event avoiding unnecessary routes 	See table n° 7.1	Medium 4
Frequency Medium 3	Magnitude Very severe 4	Estimated risk Medium high 12	Control Medium 3		
Hazard Presence of obstacles in pedestrian paths and/or slippery floor	Interference risk Impacts, falls and level slipping	Consequences Personal injuries including serious ones	<ul style="list-style-type: none"> - Information and training of operators - Control the work areas and make sure that there are no people nearby - Use signs to indicate slippery areas of the floor that have been cleaned - Always keep the work and transit areas clean and tidy, avoiding the disorderly presence of material and limiting as much as possible the encumbrance in order to facilitate the transit of people and vehicles 	See table n° 7.1	Low 3
Frequency Medium 3	Magnitude Severe 3	Estimated risk Medium high 9	Control Medium 3		
Hazard Use of machinery and equipment for work	Interference risk Cuts, abrasions, impacts	Consequences Personal injuries including serious ones	<ul style="list-style-type: none"> - Information and training of operators - Avoid the disorderly presence of material and work equipment, limiting as much as possible the 	See table n° 7.1	Low 3

			encumbrance in order to facilitate the transit of people and vehicles		
Frequency Medium 3	Magnitude Severe 3	Estimated risk Medium High 9	Control Medium 3		
Hazard Use of various detergents	Interference risk Exposure to chemical and biological agents	Consequences Personal injuries	Information and training of operators The detergents used have the European Ecolabel issued by the Ecolabel-Ecoaudit Committee, which classifies them as "ecolabel products"	See table n° 7.1	Low 2
Frequency Low 2	Magnitude Severe 3	Estimated risk Medium 6	Control High 4		

Sheet n° 2.7			Delivery and collection of furniture, accessories, special equipment and heavy handling		
Area concerned			Pavilions and outdoor areas		
Period concerned			<input checked="" type="checkbox"/> Assembly <input checked="" type="checkbox"/> Disassembly		
Activity description			<p>The company takes care of the works necessary to deliver in and / or collect from the event area display goods, furniture and accessories, flowers, plants, decorations, special equipment such as safes, office equipment, reception equipment, equipment for kitchens and catering services, etc. in addition to heavy handling of machinery, extraordinary loads, special structures, or otherwise.</p> <p>The activity consists in transporting and/or taking the material from the dedicated storages and transferring it to the agreed areas of the exhibition.</p>		
Equipment used			vehicles, electric and internal combustion engine forklifts, pallet trucks, hand trolleys, push containers with wheels, tractors with trolley towing, hand trolleys, tools, portable electrical equipment, equipment for delimiting work areas, etc. and for heavy handling of cranes and forklifts with heavy duty capacity.		
Interference risks			Implemented protective measures adopted by the contractor	Implemented protective measures adopted to remove interference risks	Assessment of mitigated risk
Hazard Use of means for lifting and handling loads (forklift truck, crane or other)	Interference risk Impacts, falls of equipment and materials, crushing	Consequences Personal injuries including very serious ones	<ul style="list-style-type: none"> - Information and training of operators - Ensure that the work area is always controlled and/or delimited - Suspended loads, whatever their nature, must always be properly secured - During the manoeuvres, the operator must be assisted by a colleague on the ground - Mainly use the defined routes identified in the exhibition layout of the event avoiding unnecessary routes 	See table n° 7.1	Medium 4
Frequency Medium 3	Magnitude Very severe 4	Estimated risk Medium high 12	Control Medium 3		
Danger positioning of materials, waste and scraps on the ground	Interference risk Impacts, falls and slipping	Consequences Personal injuries including serious ones	<ul style="list-style-type: none"> - Information and training of operators - Ensure that the work area is always controlled and/or delimited - Always keep the work and transit areas clean and tidy, avoiding the disorderly presence of material and work equipment, limiting as much as possible the encumbrance in order to facilitate the transit of people and vehicles - Avoid placing packages in transit areas - Removal of waste and scraps from work areas 	See table n° 7.1	Low 3
Frequency Medium 3	Magnitude Severe 3	Estimated risk Medium High 9	Control Medium 3		

Sheet n° 2.8			Delivery and collection of packaging		
Area concerned			Pavilions and outdoor areas		
Period concerned			<input checked="" type="checkbox"/> Assembly <input checked="" type="checkbox"/> Disassembly		
Activity description			The company takes care of the works necessary to deliver in and/or collect packaging from the event area. The activity consists in transporting and/or taking the material from the dedicated depots and transferring them to the agreed areas of the event, in addition to the heavy handling of machinery, extraordinary loads, special structures, or other.		
Equipment used			vehicles, electric and internal combustion engine forklifts, pallet trucks, hand trolleys, push containers with wheels, tractors with trolley towing, hand trolleys, tools, portable electrical equipment, equipment for delimiting work areas, etc.		
Interference risks			Implemented protective measures adopted by the contractor	Implemented protective measures adopted to remove interference risks	Assessment of mitigated risk
Hazard Use of means for lifting and handling loads (forklift truck, crane or other)	Interference risk Impacts, falls of equipment and materials, crushing	Consequences Personal injuries including very serious ones	<ul style="list-style-type: none"> - Information and training of operators - Ensure that the work area is always controlled and/or delimited - Suspended loads, whatever their nature, must always be properly secured - During the manoeuvres, the operator must be assisted by a colleague on the ground - Mainly use the defined routes identified in the exhibition layout of the event avoiding unnecessary routes 	See table n° 7.1	Medium 4
Frequency Medium 3	Magnitude Very severe 4	Estimated risk Medium high 12	Control Medium 3		
Danger positioning of materials, waste and scraps on the ground	Interference risk Impacts, falls and slipping	Consequences Personal injuries including serious ones	<ul style="list-style-type: none"> - Information and training of operators - Ensure that the work area is always controlled and/or delimited - Always keep the work and transit areas clean and tidy, avoiding the disorderly presence of material and work equipment, limiting as much as possible the encumbrance in order to facilitate the transit of people and vehicles - Avoid placing packages in transit areas - Removal of waste and scraps from work areas 	See table n° 7.1	Low 3
Frequency Medium 3	Magnitude Severe 3	Estimated risk Medium High 9	Control Medium 3		

Sheet n° 2.9			Fire extinguisher control and rental service to Exhibitors		
Area concerned			Pavilions and outdoor areas		
Period concerned			<input checked="" type="checkbox"/> Assembly <input checked="" type="checkbox"/> Disassembly		
Activity description			<p>The company in charge of controlling fire extinguishers in the pavilions is responsible for controlling all fire extinguishers present in the area affected by the event, in accordance with the UNI standard. The company also takes care of the delivery and collection at the end of the exhibition of the fire extinguishers rented to the Exhibitors.</p> <p><u>Equipment used:</u> vehicles, pallet trucks, hand trolleys, etc.</p> <p>The Contractors are obliged to use suitable PPE, wear high visibility clothing and verify that, before starting their own activity, the conditions of the working environment do not jeopardise the safety of people.</p>		
Interference risks			Implemented protective measures adopted by the contractor	Implemented protective measures adopted to remove interference risks	Assessment of mitigated risk
Hazard Use of vehicles and motor vehicles in general and load handling operations both inside and outside the halls	Interference risk Impacts, falls of equipment and materials, crushing	Consequences Personal injuries including very serious ones	<ul style="list-style-type: none"> - Information and training of operators - Mainly use the defined routes identified in the exhibition layout of the event avoiding unnecessary routes - Fiera Milano, through its road operators, checks compliance with the requirements set out in the previous points 	See table n° 7.1	Medium 4
Frequency Medium 3	Magnitude Very severe 4	Estimated risk Medium High 12	Control Medium 3		
Danger positioning of materials on the ground	Interference risk Impacts, falls and slipping	Consequences Personal injuries including serious ones	<ul style="list-style-type: none"> - Information and training of operators - Always keep the work and transit areas clean and tidy, avoiding the disorderly presence of material and work equipment, limiting as much as possible the encumbrance in order to facilitate the transit of people and vehicles 	See table n° 7.1	Low 3
Frequency Medium 3	Magnitude Severe 3	Estimated risk Medium High 9	Control Medium 3		

Sheet n° 2.10			Collection hazardous and non-hazardous waste		
Area concerned			Pavilions and outdoor areas		
Period concerned			<input checked="" type="checkbox"/> Assembly <input checked="" type="checkbox"/> Disassembly		
Activity description			<p>The company carries out the works necessary for the removal of waste in the area affected by the event.</p> <p>The activity consists in the separate collection of waste (garbage, waste material, abandoned material, emptying of baskets, etc.) both inside and outside the pavilions, and the transfer of the same in the dedicated spaces, as well as in the work necessary for packaging, the loading, transport and transfer to a suitable disposal plant of hazardous and non-hazardous special waste.</p> <p><u>Equipment used:</u> vehicles equipped with a compactor, crane trucks equipped with mechanical arms for the collection with "claws", work equipment, push containers with wheels, cleaning products in general, portable electrical equipment, equipment to delimit the work areas, etc.</p> <p>The Contractors are obliged to use suitable PPE, wear high visibility clothing and verify that, before starting their own activity, the conditions of the working environment do not jeopardise the safety of people.</p>		
Interference risks			Implemented protective measures adopted by the contractor	Implemented protective measures adopted to remove interference risks	Assessment of mitigated risk
Hazard Use of vehicles and motor vehicles in general and collection operations	Interference risk Impacts, fall of materials and waste, crushing	Consequences Personal injuries including very serious ones	<ul style="list-style-type: none"> - Information and training of operators - Control the work areas and make sure that there are no people nearby - During the manoeuvres of the "claws" the operator must be assisted by a colleague on the ground - Mainly use the defined routes identified in the exhibition layout of the event avoiding unnecessary routes 	See table n° 7.1	Medium 4
Frequency Medium 3	Magnitude Very severe 4	Estimated risk Medium High 12	Control Medium 3		
Hazard Waste material transported at height by the Claws or Crane truck	Interference risk Hits, crushing falls of materials, waste	Consequences Personal injuries including very serious ones	<ul style="list-style-type: none"> - Information and training of operators - Ensure that the work area is always controlled and/or delimited - Suspended loads, whatever their nature, must always be properly secured - Do not place materials, equipment or anything else, even temporarily, on the structures and systems used 	See table n° 7.1	Medium 4
Frequency Medium 3	Magnitude Very severe 4	Estimated risk Medium high 12	Control Medium 3		

<p>Hazard positioning of materials, waste and scraps on the ground</p>	<p>Interference risk Cuts, abrasions, impacts, falls and slipping</p>	<p>Consequences Personal injuries including serious ones</p>	<ul style="list-style-type: none"> - Information and training of operators - Ensure that the work area is always controlled and/or delimited - Always keep the work and transit areas clean and tidy, avoiding the disorderly presence of material and work equipment, limiting as much as possible the encumbrance in order to facilitate the transit of people and vehicles - Removal of waste and scraps from work areas 	<p>See table n° 7.1</p>	<p>Low 3</p>
<p>Frequency Medium 3</p>	<p>Magnitude Severe 3</p>	<p>Estimated risk Medium High 9</p>	<p>Control Medium 3</p>		
<p>Hazard Noise</p>	<p>Interference risk Exhibition</p>	<p>Consequences Hypoacusis</p>	<ul style="list-style-type: none"> - Information and training of operators - It is the Contractor's duty to implement all the technical measures necessary to reduce the emission of noise caused by the work carried out by its operators. If this is not possible, it is necessary to inform people nearby to use appropriate PPE for hearing protection 	<p>See table n° 7.1</p>	<p>Low 3</p>
<p>Frequency Low 2</p>	<p>Magnitude Severe 3</p>	<p>Estimated risk Medium 6</p>	<p>Control Low 2</p>		

Sheet n° 2.11			Food and beverage services, catering and trading activities		
Area concerned			Pavilions and outdoor areas		
Period concerned			<input checked="" type="checkbox"/> Assembly <input checked="" type="checkbox"/> Exhibition <input checked="" type="checkbox"/> Disassembly		
Activity description			<p>The company deals with services for catering and trading activities in the area affected by the event.</p> <p>The activity takes place in the dedicated premises and consists in the catering service and sale of products to people at scheduled times, as well as all the processes related to the supply, procurement, storage of the goods treated in the premises in use.</p> <p>These activities are related to the handling of food prepared and distributed to the public, the keeping of hygiene standards in the workplace and the transport of raw materials from storage warehouses to processing areas (kitchens, dedicated areas, bars, catering areas, etc.).</p>		
Equipment used			vehicles, electric and internal combustion engine forklifts, tractors with trolley towing, pallet trucks, hand trolleys, kitchen equipment, cleaning products, detergents, tools and work equipment in general, push containers with wheels, portable electrical equipment, equipment for delimiting work areas, etc.		
Interference risks			Implemented protective measures adopted by the contractor	Implemented protective measures adopted to remove interference risks	Assessment of mitigated risk
Hazard use of vehicles and motor vehicles in general and load handling operations both inside and outside the pavilions	Interference risk Crushing, impacts, falls of materials, equipment, people	Consequences Personal injuries including very serious ones	<ul style="list-style-type: none"> - Information and training of operators - Controlling/delimiting work areas and ensuring that there are no people nearby - Suspended loads, whatever their nature, must always be properly secured - During the manoeuvres, the operator will be assisted by a colleague on the ground to control the work area. 	See table n° 7.1	Medium 4
Frequency Medium 3	Magnitude Very severe 4	Estimated risk Medium High 12	Control Medium 3		
Hazard Possible presence of materials, waste, scraps and liquids on the ground.	Interference risk Cuts, abrasions, impacts, falls and slipping	Consequences Personal injuries including serious ones	<ul style="list-style-type: none"> - Information and training of operators - Always keep the work and transit areas clean and tidy, avoiding the disorderly presence of material and work equipment, limiting as much as possible the encumbrance in order to facilitate the transit of people and vehicles - Mark any slippery areas of the floor with appropriate signs 	See table n° 7.1	Low 3
Frequency Medium 3	Magnitude Severe 3	Estimated risk Medium High 9	Control Medium 3		

Sheet n° 2.12			Control, check, porter and reception services		
Area concerned			Pavilions and outdoor areas		
Period concerned			<input checked="" type="checkbox"/> Assembly <input checked="" type="checkbox"/> Disassembly		
Activity description			The companies deal with check, security, control, porter, ticketing, reception and assistance services in the area affected by the event. The activities are carried out both inside and outside the pavilions, and consist of inspections and presence on shifts of personnel in charge of carrying out services related to the following types: armed surveillance services, fire vigilance, first aid, medical first aid, exhibition security control, road safety service, checks for facility certifications and testing, porter, reception, ticketing, assistance, TV shooting, photographic services, various services related to the event, etc.		
Equipment used			vehicles, individual weapons (security guards), office equipment, technological and telecommunication equipment, measuring and sampling equipment, equipment for delimiting work areas, etc.		
Interference risks			Implemented protective measures adopted by the contractor	Implemented protective measures adopted to remove interference risks	Assessment of mitigated risk
Hazard Use of vehicles and motor vehicles in general both inside and outside the pavilions	Interference risk Impacts, falls of equipment and materials, crushing	Consequences Personal injuries including very serious ones	Information and training of operators Mainly use the defined routes identified in the exhibition layout of the event avoiding unnecessary routes	See table n° 7.1	Medium 4
Frequency Medium 3	Magnitude Very severe 4	Estimated risk Medium High 12	Control Medium 3		
Hazard firearm	Interference risk Accidental explosion of shots from the firearm	Consequences Personal injuries including serious ones	Information and training of the Special Security Guard	See table n° 7.1	Low 3
Frequency Medium 3	Magnitude Severe 3	Estimated risk Medium High 9	Control Medium 3		

Sheet n° 2.13			Installation and removal of signposting		
Area concerned			Pavilions and outdoor areas		
Period concerned			<input checked="" type="checkbox"/> Assembly <input checked="" type="checkbox"/> Disassembly		
Activity description			The activity consists in positioning the signs of the event.		
Equipment used			Vehicles, mobile elevating platforms, electric pantograph platform, ladders, scaffolding, tools and work equipment, pallet trucks, hand trolleys, push containers with wheels, equipment for delimiting work areas, etc.		
Assessment of interference risks			Implemented protective measures adopted by the contractor	Implemented protective measures adopted to remove interference risks	Assessment of mitigated risk
Hazard Use of vehicles, mobile elevating platforms and vehicles in general	Interference risk Crushing, impacts, falls of materials, equipment and people	Consequences Personal injuries, including very serious ones	<ul style="list-style-type: none"> - Information and training of operators - Control the work areas and make sure that there are no people nearby - Always keep the work and transit areas clean and tidy, avoiding the disorderly presence of material and limiting as much as possible the encumbrance in order to facilitate the transit of people and vehicles 	See table n° 7.1	Medium 4
Frequency Medium 3	Magnitude Very severe 4	Estimated risk Medium High 12	Control Medium 3		
Hazard Work at height with the use of tools and materials	Interference risk Fall of materials, equipment, people crushing	Consequences Personal injuries including very serious ones	<ul style="list-style-type: none"> - Information and training of operators - Ensure that the work area is always controlled and/or delimited - Suspended loads, whatever their nature, must always be properly secured - Do not place materials, equipment or anything else, even temporarily, on the structures and systems used 	See table n° 7.1	Medium 4
Frequency Medium 3	Magnitude Very severe 4	Estimated risk Medium High 12	Control Medium 3		

Sheet n° 2.14	Inspection activities		
Area concerned	Pavilions and outdoor areas		
Period concerned	<input checked="" type="checkbox"/> Assembly <input checked="" type="checkbox"/> Disassembly		
Activity description	The company in charge of the control through visits, inspections in the set-up areas both inside and outside the pavilions.		
Equipment used	None		
Assessment of interference risks	Implemented protective measures adopted by the contractor	Implemented protective measures adopted to remove interference risks	Assessment of mitigated risk
The activities of companies are purely intellectual, with no resulting hazard.			